

# VPP Token Renewal

## Description

VPP Tokens need to be renewed once a year. FileWave dashboard will alert when any VPP Token is about to expire by changing to yellow and stating duration until expiry; subsequently turning red once a VPP token expires. Use the steps below to renew VPP Tokens.

## Requirements

- FileWave Central
- FileWave fwadmin credentials
- Access to Apple School or Business Manager:
- [Apple School Manager \(ASM\)](#)
- [Apple Business Manager \(ABM\)](#)

**i** The ID accessing School or Business should require the appropriate permissions to access the below mentioned VPP token. This will likely be Content Managers or higher, e.g. Administrators. Apple recommend Administrators do this where the management account has multiple VPP accounts, split across an organisation, such that all may be renewed in unison.

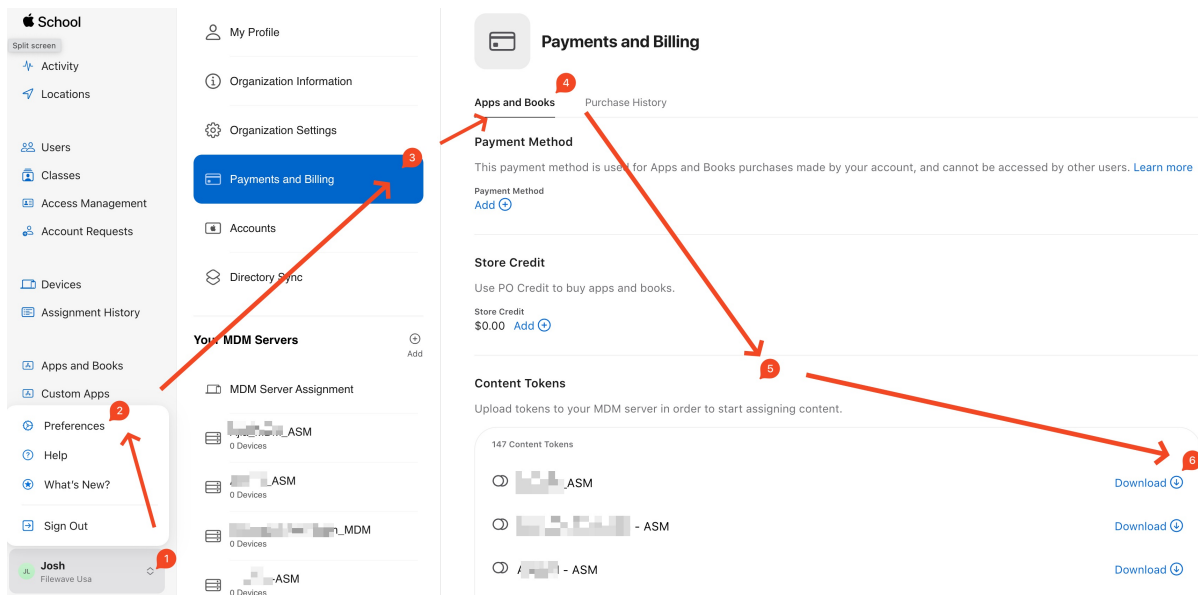
## Directions

Steps:

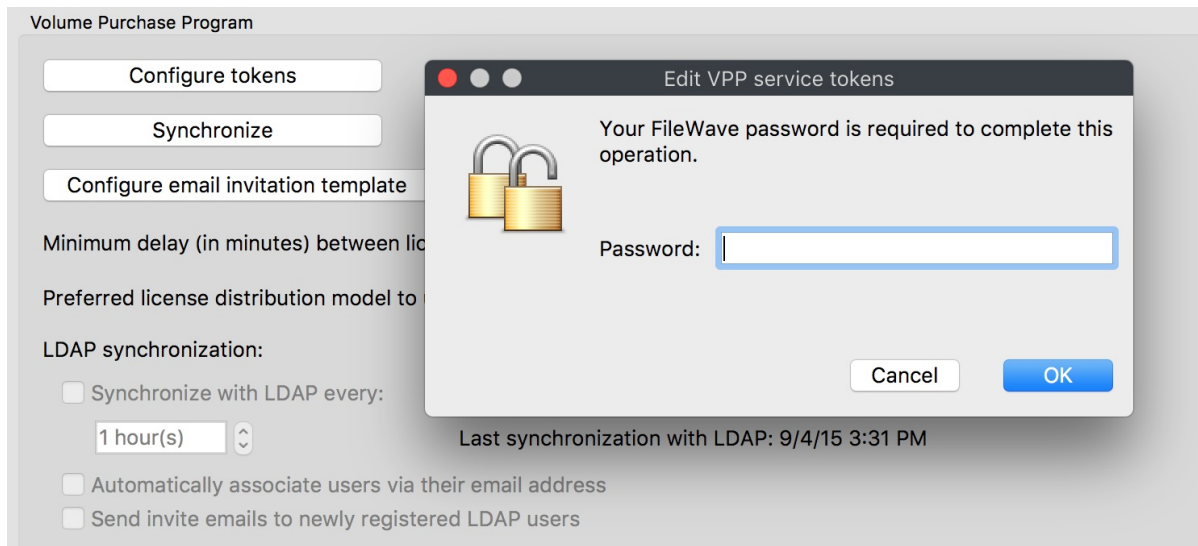
1. Navigate to the appropriate Apple account, e.g ASM:



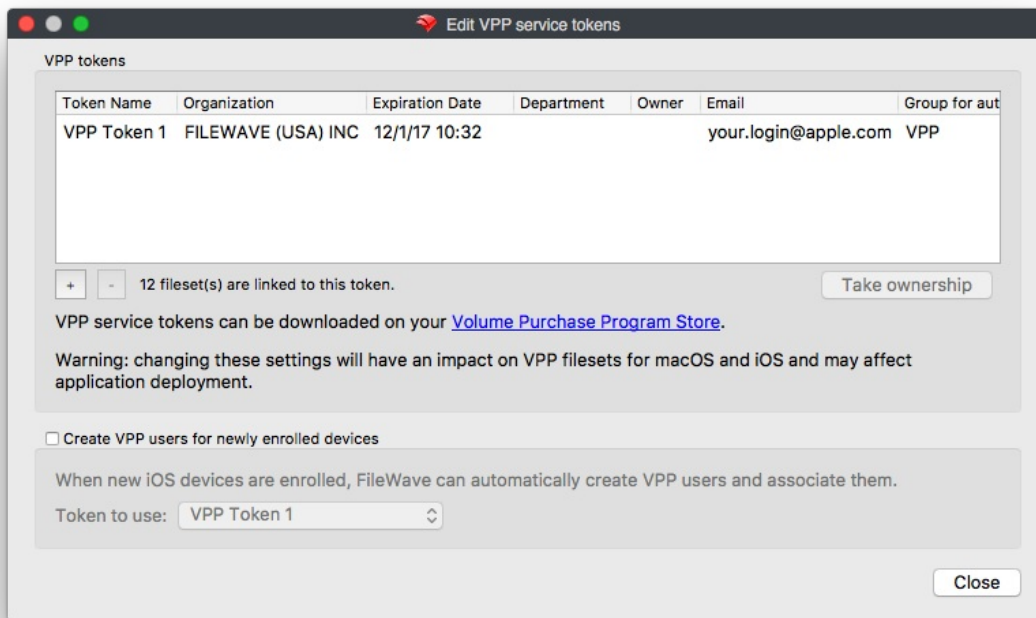
2. In the ABM or ASM portal - navigate to the account name at the lower left side, select "Preferences," then "Payments and Billing" (apps and books is usually the default tab), Then navigate to "Content Tokens". "Content Tokens" will contain the VPP token download option for each location. Select the appropriate token to Download as highlighted:



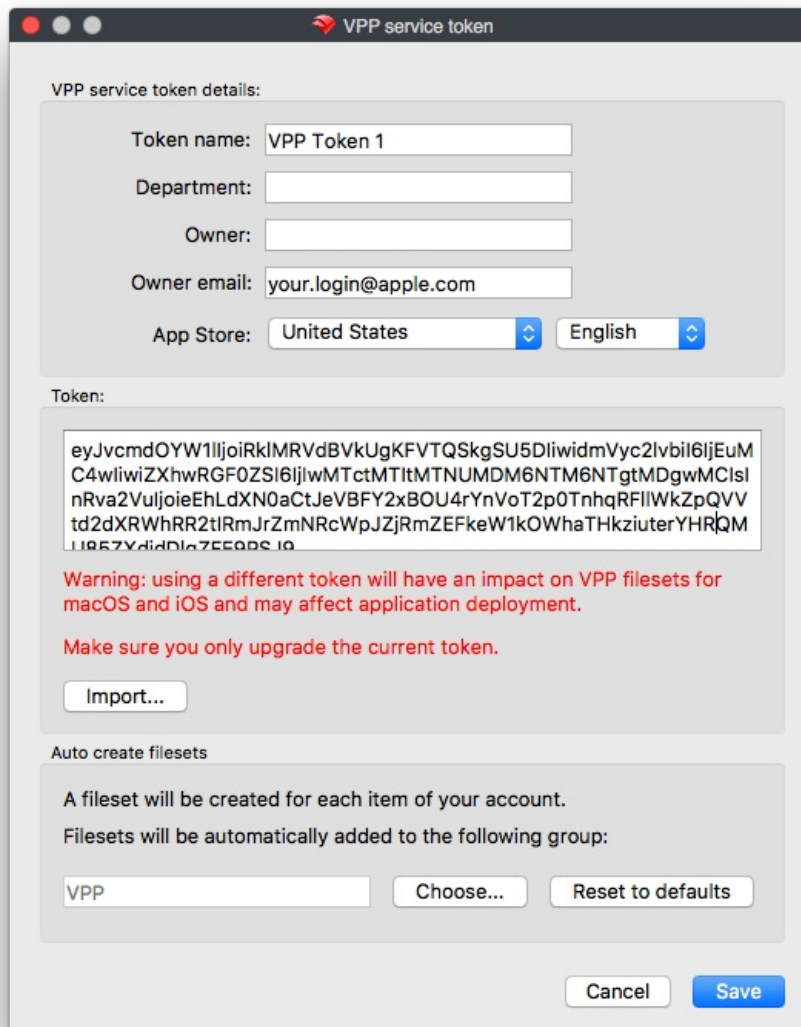
- Log into the FileWave Admin console specifically as fwadmin, and from Preferences > VPP & DEP select "Configure tokens" and enter the 'fwadmin' password:



- From the "Edit VPP service tokens" window double-clicking the appropriate token will open the "VPP server token" showing current VPP token details:



5. Use the 'Import' feature to select the downloaded token from Step 3. Email is not required, but may be a good idea where multiple tokens are configured:



6. Note: You may also see this pop-up, but this is just a warning to let you know how many Filesets a token is associated with.

This is not an error, please click yes to continue.

The screenshot shows a macOS window titled "VPP service token". Inside, there's a section "VPP service token details:" with several text input fields: "Token name:" (Support External Server), "Department:" (Support), "Owner:" (James Carter), and "Owner email:" (james.carter@filewave.com). Below these are two dropdown menus for "App Store:" (United States) and "English". A "Token:" section displays a long alphanumeric string. Below the token, a red warning message states: "Warning: using a different token will have an impact on VPP filesets for macOS and iOS and may affect application deployment. Make sure you only upgrade the current token." A modal dialog box is overlaid on top, featuring a question mark icon and the text: "This token is linked to 31 fileset(s). Are you sure you want to update it ?". The dialog has "No" and "Yes" buttons. At the bottom of the main window are "Cancel" and "Save" buttons.

VPP service token

VPP service token details:

Token name: Support External Server

Department: Support

Owner: James Carter

Owner email: james.carter@filewave.com

App Store: United States English

Token:

eyJleHBEYXRlljoiMjAyMi0xMS0wOVQxNjZMz01MSswMDAwliwidG9rZW4iOiJldkNWdXM5Mjd1R1BTY3pVYUQvQ3BFWGk4Y2EyMFcreFV5eUIST1YxeXhhSFRTY1VFNdvdQ2VuM0dnVUJlbiU0d3djNVVMUytQ3BwblRHVUNPeTk2WIRz

Warning: using a different token will have an impact on VPP filesets for macOS and iOS and may affect application deployment.

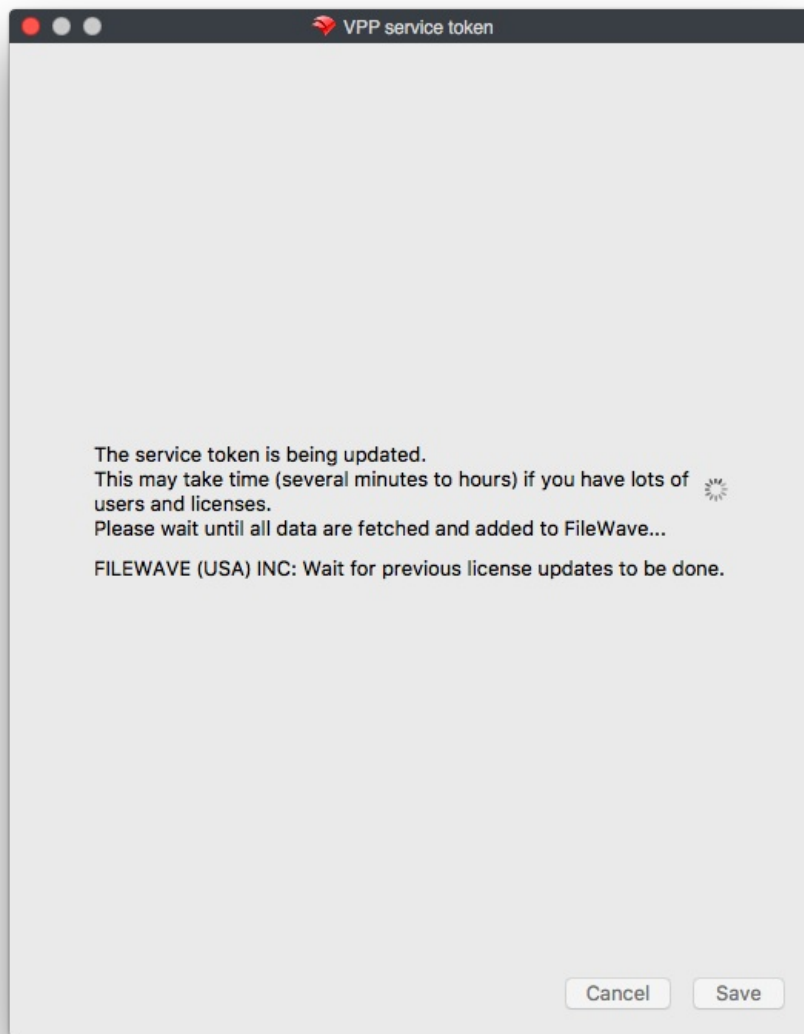
Make sure you only upgrade the current token.

This token is linked to 31 fileset(s). Are you sure you want to update it ?

No Yes

Cancel Save

7. On saving, a prompt will appear indicating it may take a while for synchronization. This window will automatically close at completion.



8. During any synchronization, an additional prompt may appear if there are new VPP App licenses that do not yet have Filesets. Allow creation if desired.

Congratulations, the VPP token is now configured for another year!

---

🔄Revision #5

★Created 12 July 2023 19:06:48 by Andrew Kloosterhuis

✍Updated 10 January 2024 15:49:56 by Josh Levitsky