

Business/Generic Starter Pack

Description

Starter packs are what the name implies...a great way to jump-start your new FileWave installation! Starter packs are built for selected customer verticals and provide client group structure as well as sample reports and dashboards.



Note: Starter packs are NOT meant to be used with long-standing FileWave environments...they are meant for brand-new, or recently setup environments that have little current organization.

The examples will really help you jump-start your understanding and capabilities of FileWave! You can use them the way they are as well as further tailor them to your needs! After you get your start with this starter pack, check out our library of other [content packs](#) for adding other spectacular stuff!

What You Get in this Starter Pack

An example for small and mid-sized businesses.

This content pack provides:

Custom Fields:

"Custom Fields" are a terrific way to extend the "inventory attributes" of your devices. In this starter pack we have provided example custom fields that we think will be valuable to you:

- Asset Tag: Used by almost every organization, you can use asset tag to help tie your devices from FileWave into an asset management or helpdesk system
- Department: We give you a starter set of custom field values for Department...those most typically in most Small/Medium Business (like HR and IT, Sales, etc)

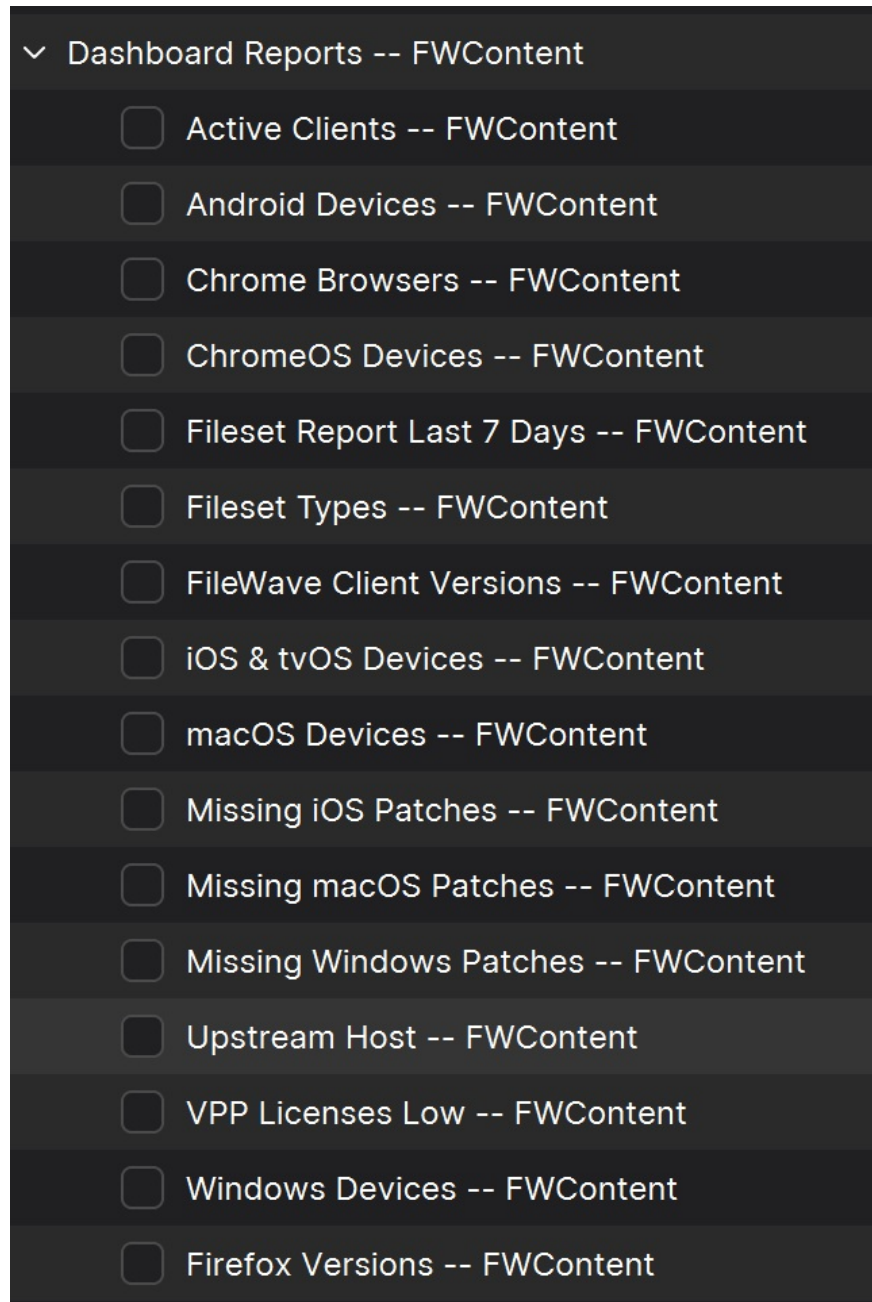
Groups & Smartgroups:

Groups and Smartgroups are a tool for organizing your devices. They can be used in infinite combinations, and you can think of them a little like folders for files, except in this case "files" are computers. In this pack we have provided the following default structure, which is meant to be updated as appropriate with your department names:

✓	📁	SMB	44223
✓	📁	Departments	45822
	📁	Admin	45816
	📁	Finance	45820
	📁	Marketing	45826
	📁	Sales	45829
	📁	HR	45819
	📁	R&D	45827
	📁	IT	45823
	📁	Legal	45824
	📁	Management	45825
	📁	Production	45828
✓	📁	Things to Fix	45830
>	📁	No Asset Tag	45831
>	📁	No Department Assigned	45821

Reports (aka Inventory Queries):

Reports are ways of looking at data about your devices...that data being hardware, software, and custom field inventory. Reports are a great way to show data (example: show me all macOS devices running Ventura). And reports are used as well to feed data to our included visual dashboard(s) (grafana). In this starter pack we have included the following reports.



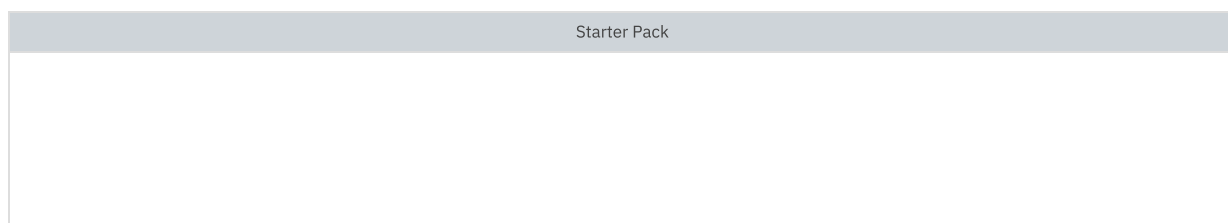
Dashboards:

Dashboards are an incredibly powerful tool for showing aggregated data. They are easy to setup, and allow you to do things like track software distributions (etc) in simple-to-read visualizations, like bar and pie charts. Take our word for it: your senior management is going to love these, and it is a way for you to show off all of your great work! This pack provides:

- Environment Overview Dashboard: A great starter dashboard, built from data fields that devices report right out of the box.

Ingredients

- FileWave Central Admin & Credentials
- Base64 API Token

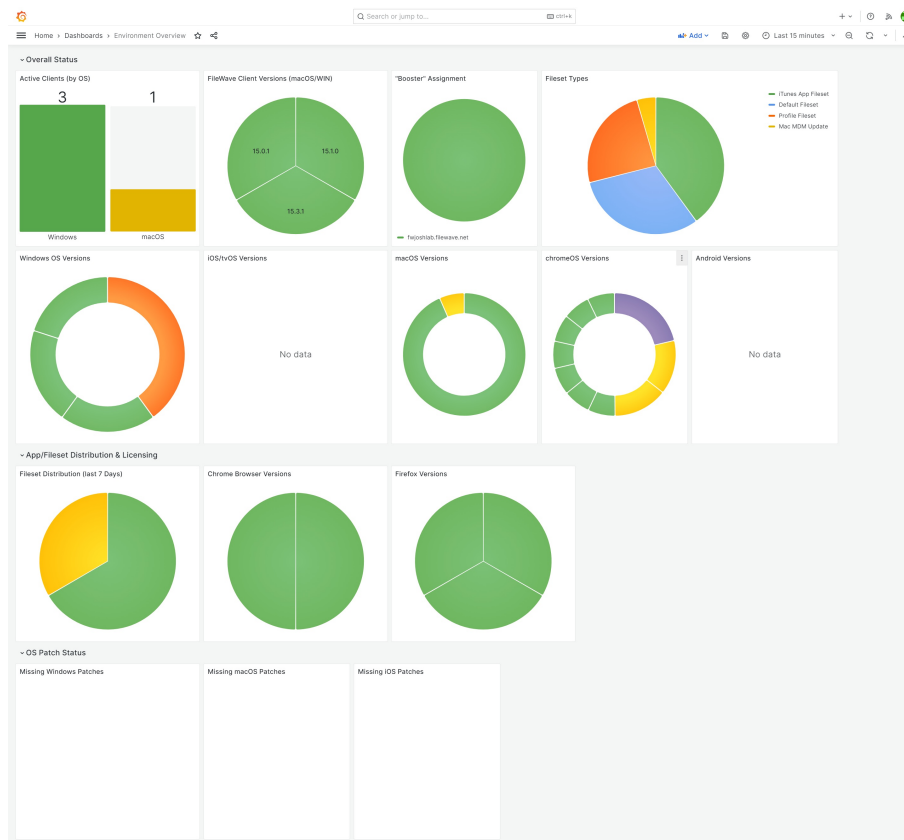




Directions

1. Download the above attached starter pack and unzip it
2. Run the import_starter_pack.exe tool, using appropriate credentials for your environment
 1. import tool is only available on Windows devices currently
3. Once completed, verify the new content in your system (and [import dashboards](#), if applicable)

Sample Screenshots



Notes

Note that you can freely edit any of the content in this starter pack...in fact, you are encouraged to do so. We recommend reviewing each of the types of content as provided first though so that you can get a feel for how things "fit together" before modification.

Related Content

- [Getting an API Token](#)
- [Importing a Grafana Dashboard](#)
- [Content Packs](#)
- More Info on how to use:
 - [Custom Fields](#)
 - [Client Group Structure](#)
 - [Inventory Reports](#)
 - [Custom Dashboards](#)

