

FileWave Version 15.5.0 (Unsupported)

i These downloads are provided for the purposes of migrations and should not continue to be used in production. You should upgrade to either the most recent release or the one prior. They can always be found here: [Supported FileWave Versions](#)

The FileWave endpoint management suite allows you to manage your devices wherever they are, wherever you are, whatever they are, and all in one platform!

In the 15.5.0 release, a new end-user notification system has been introduced, allowing FileWave Admins to send short messages to any managed device. This version also adds support for iOS 18, macOS 15, and introduces new Declarative Device Management Configurations and Assets. Following the introduction of Winget support for Windows devices in version 15.4.0, Autopkg is now available for macOS devices. FileWave 15.5.0 is a significant update that includes upgraded third-party libraries, offering 64-bit support on Windows and a native Apple Silicon build for FileWave Central. Check below for the complete list of new features in this version.

FileWave Official Version Support

FileWave supports the two latest major versions at any time. For example, if the current version is 15.5.x, we support versions 15.5.x and 15.4.x. Major releases occur roughly every quarter.

What does “officially support” mean?

We will investigate and patch significant issues in these versions. We do not produce patches for versions older than N-1, focusing instead on current versions and future improvements. If an issue is found in an older version, remediation will be in the form of an upgrade or a patch to a more recent version.

You can still contact our support teams about earlier versions. They will assist you to the best of their ability but won’t escalate tickets to our development teams. Upgrading is recommended to access the latest features and bug fixes.

⚠ Your existing FileWave Server must be version **13.3.1** or higher before you can upgrade to **FileWave 14.7.2** and then from **14.7.2** you can upgrade to **15.5.0**. The minimum memory requirement for FileWave Server is **8GB**.

Compatibility

▼ A Note on Compatibility

A note on the Compatibility charts: There are several states of compatibility for FileWave clients:

- "Compatible" (the first table) indicates that we have run QA regression tests against these operating system versions, and they are fully supported
- Not being on the Compatibility chart (such as macOS 12) does not mean that platform is not supported...it just means we did not actively test against it, but we do expect it to function
 - Support of any issues experienced specifically on these platforms would be considered on a case-by-case basis (but these cases are exceedingly rare)
- "Legacy" versions mean that we don't test, but we do provide a retro-version of a client so that the device can still report in
 - There is NO support for these platforms beyond the availability of the older client, and in almost all cases these are for OSes that are no longer supported by the developer in question
- Lastly, items do fall out of support, such as Windows XP and probably soon the older Android APK client as examples, but we always include these items in our release notes

An additional note on third-party software inclusion, such as TeamViewer:

- Partnerships we have with third party providers have their own set of system requirements for those released applications. We test against their most recent versions, and support of those applications is limited to third-party vendor specifications.

▼ FileWave Server Platform Support



Fully Tested by QA

- macOS 14, 15 (Intel and Apple Silicon)
- Debian 12.6 x86_64 (Note that any Debian 12.x is expected to work, and applying security updates may move you to a

higher version.)

Expected to work

- macOS 11, 12, 13 (Intel and Apple Silicon)

Virtual Appliances

- HyperV - The images are available as Generation 1 or Generation 2
- VMWare ESX - The images require vmx-19 support which means VMWare vCenter 7.0 Update 2 is the minimum version. (<https://knowledge.broadcom.com/external/article?legacyId=2007240>)
- VMWare Fusion
- VMWare Player and Workstation
- VirtualBox

▼ FileWave Clients Platform Support



❗ All OS must be 64bit.

Fully Tested by QA

- macOS 14, 15 (Intel and Apple Silicon)
- Windows 10 (Ent/Pro 21H1 and above), 11 (Ent/Pro 21H2 and above)

Expected to work

- Windows Server 2022, Windows Server 2025
- macOS 11, 12, 13 (Intel and Apple Silicon)

Legacy

- macOS 10.11 → [Legacy Version 13.1.5](#)
- macOS 10.12 → [Legacy Version 14.0.2](#)
- macOS 10.13 → [Legacy Version 14.5.4](#)
- macOS 10.14 → [Legacy Version 14.8.0](#)
- macOS 10.15 → [Legacy Version 15.0.1](#)

▼ FileWave Mobile Clients Platform Support



Fully Tested by QA

- iOS 17.6, 18
- iPadOS 17.6, 18
- tvOS 17.6, 18
- Android 14, 15 (EMM Client)
- Chromebook

Expected to work

- iOS 14, 15, 16
- iPadOS 14, 15, 16
- tvOS 14, 15, 16
- Android 8 to 13 (EMM Client)

Legacy

- iOS 13 → [Legacy Version 15.0.1](#)
- iOS 10, 11, 12 → [Legacy Version 13.1.5](#)

▼ FileWave Central (Native) Platform Support



i All OS must be 64bit.

Fully Tested by QA

- macOS 14, 15 (Intel and Apple Silicon)
- Windows 10 (Ent/Pro 21H1 and above), 11 (Ent/Pro 21H2 and above)

Expected to work

- macOS 11, 12, 13 (Intel and Apple Silicon)

▼ FileWave Booster Platform Support



i All OS must be 64bit.

Fully Tested by QA

- Debian 12.6 x86_64 (Any Debian 12.x is expected to work.)
- macOS 14, 15 (Intel and Apple Silicon)
- Windows 10 (Ent/Pro 21H1 and above), 11 (Ent/Pro 21H2 and above)

Expected to Work

- Windows Server 2022, Windows Server 2025

Virtual Appliances

- HyperV - The images are available as Generation 1 or Generation 2
- VMWare ESX - The images require vmx-19 support which means VMWare vCenter 7.0 Update 2 is the minimum version. (<https://knowledge.broadcom.com/external/article?legacyId=2007240>)
- VMWare Fusion
- VMWare Player and Workstation
- VirtualBox

▼ FileWave Imaging Virtual Server Platform Support



The FileWave Imaging Virtual Server (IVS) is a special appliance that provides imaging support for Windows 10 and 11 UEFI and non-UEFI devices.

Virtual Appliances

- HyperV - The images are available as Generation 1 or Generation 2
- VMWare ESX - The images require vmx-19 support which means VMWare vCenter 7.0 Update 2 is the minimum version. (<https://knowledge.broadcom.com/external/article?legacyId=2007240>)
- VMWare Fusion
- VMWare Player and Workstation
- VirtualBox

Features and Updates in this Release

End user notifications: Now, admins using FileWave Anywhere or FileWave Central can send custom messages to enrolled devices, displaying them as system notifications for users. This feature empowers administrators to communicate important information directly to users' devices, enhancing engagement and user experience. [More...](#)

Keycloak IDP integration for admin login: We've introduced support for Keycloak as an Identity Provider (IDP) in FileWave Anywhere and Central. Administrators can now log in using their Keycloak accounts, enhancing security and simplifying credential management.

Qt 6 Upgrade: FileWave 15.5 is now using Qt 6 open-source library, which brings better support for recent operating systems, security fixes and optimizations. On macOS, FileWave Central is now a fully universal (Intel and Apple Silicon) application, Rosetta 2 is not required anymore. It also brings better support for internal web browser thanks to updated Chromium engine. Windows components are now 64-bit only.

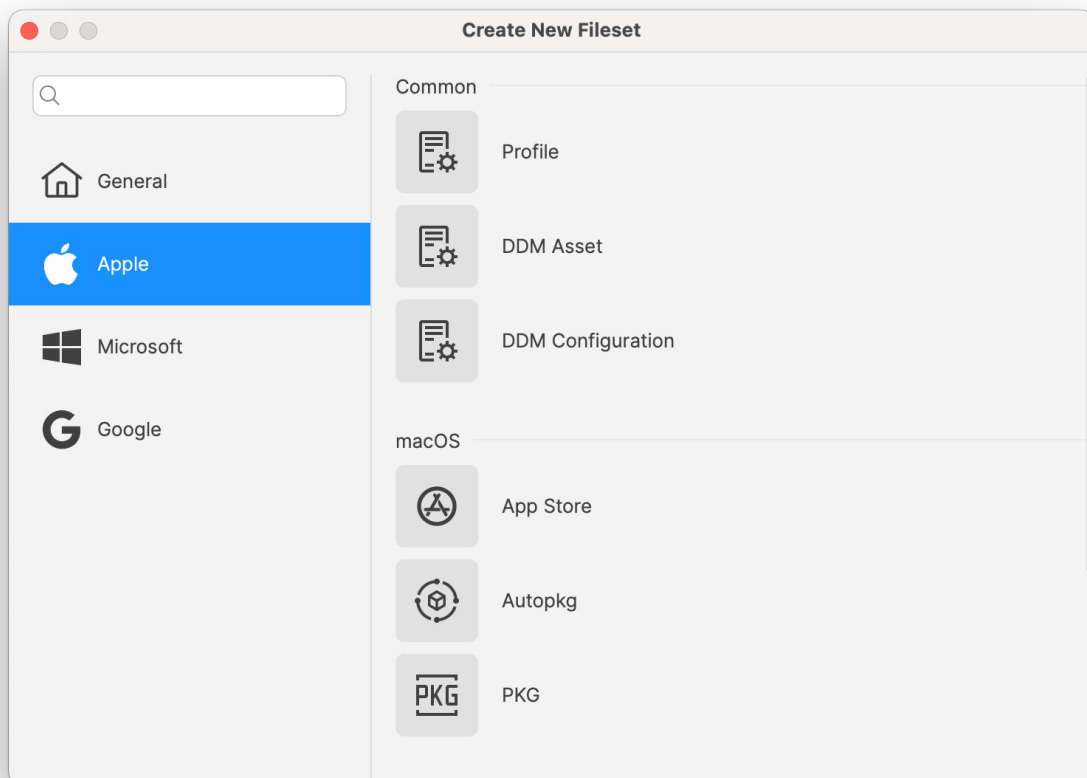
Add to deployment: It is now possible to easily add devices or filesets to existing (or new) deployments, using new context menu options in FileWave Central.

Dark Mode improvements: Window decoration (typically window header) is now properly following dark mode setting.

API Improvements: New public API endpoints have been introduced to facilitate external service integration. These endpoints allow users to fetch results of stored inventory queries in FileWave and execute ad-hoc inventory queries via the Preview API without saving them. The results are returned as JSON objects, with customizable page sizes to enhance flexibility. Detailed Swagger documentation is available for these endpoints, ensuring clear guidance on their usage. These updates provide seamless access to inventory data for external integrations. New APIs that are now available:

- `/reports/v1/reports`
- `/reports/v1/reports/{id}`
- `/notifications/v1/notifications`

New Fileset dialog: With the addition of the different new fileset types (DDM configuration, DDM asset, Winget, Autopkg...), revisiting the New Fileset dialog was required - the new one is lean and much simpler !



FileWave Appliances: There are a few key changes for someone setting up a new FileWave Server, Booster or IVS appliance that should be noted for 15.5.0.

- HyperV images are now provided as Gen1 as well as now Gen2 allowing you to take advantage of more modern HyperV features when setting up a new appliance. Gen1 images will continue to be provided for those who need them until further notice.
- fail2ban has been added to all of the Appliance images to protect them from brute force SSH attacks. Existing images will not get this, but it can be manually added if you would like. SSH shouldn't normally be exposed to the Internet, but

also some attacks can happen on a protected network by an infected host.

- When setting up a new Appliance the root user is not enabled. Instead you will login via console or SSH as "fwadmin" with a password of "filewave" and you will be forced to change the password on first login. To do actions as root you will use sudo. Existing Appliances will not be changed by filewave but you can make the same changes.

```
#!/bin/bash

# Ensure the script is run as root
if [ "$EUID" -ne 0 ]; then
    echo "Please run this script with sudo or as root."
    exit 1
fi

# Prompt for the password
echo "Creating user 'fwadmin'."
read -s -p "Enter password for 'fwadmin': " password
echo
read -s -p "Confirm password: " password2
echo

# Check if passwords match
if [ "$password" != "$password2" ]; then
    echo "Error: Passwords do not match."
    exit 1
fi

# Create the 'fwadmin' user without a password prompt
adduser --gecos "" --disabled-password fwadmin

# Set the password for 'fwadmin'
echo "Setting password for 'fwadmin'."
echo "fwadmin:$password" | chpasswd

# Add 'fwadmin' to the sudo group
usermod -aG sudo fwadmin
echo "'fwadmin' has been added to the sudo group."

# Lock the root account
passwd -l root
echo "The root account has been locked."

echo "Setup complete. You can now log in as 'fwadmin' and use sudo."
```

▼ Inventory-Specific changes

MDM Command history: MDM command history is now available in inventory, allowing troubleshooting or reporting related to MDM based features.

New "Last Changed" Field in FileWave Inventory: We've added a new "Last Changed" field in FileWave Inventory.

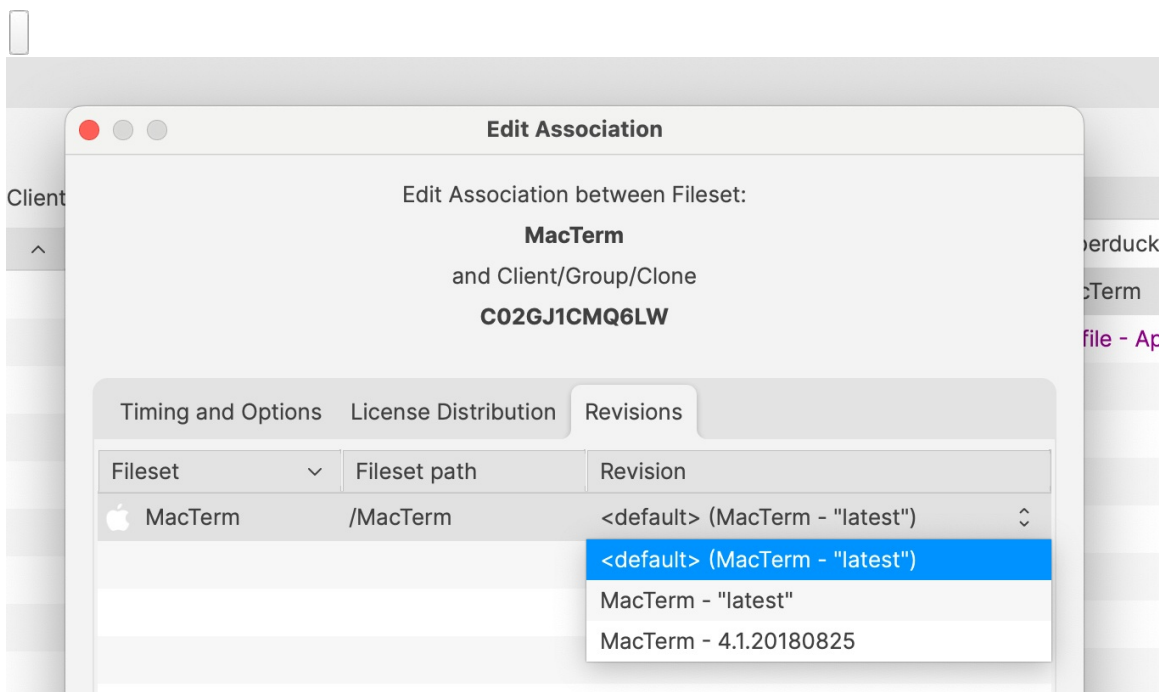
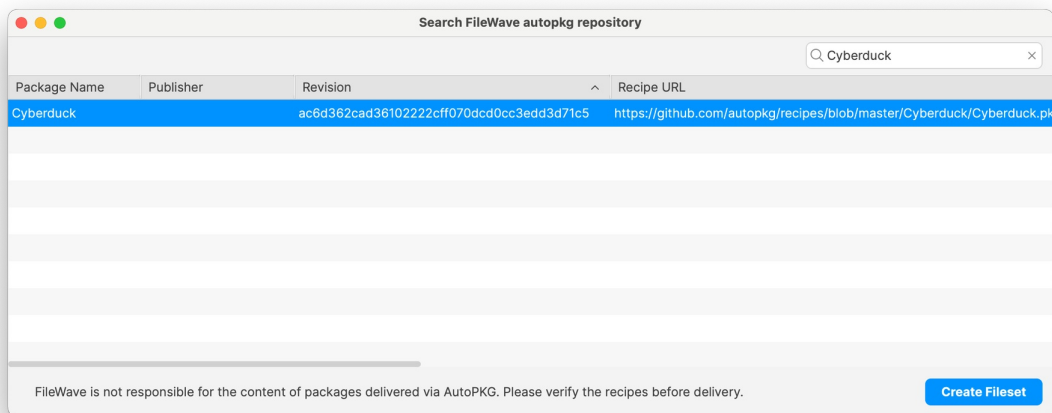
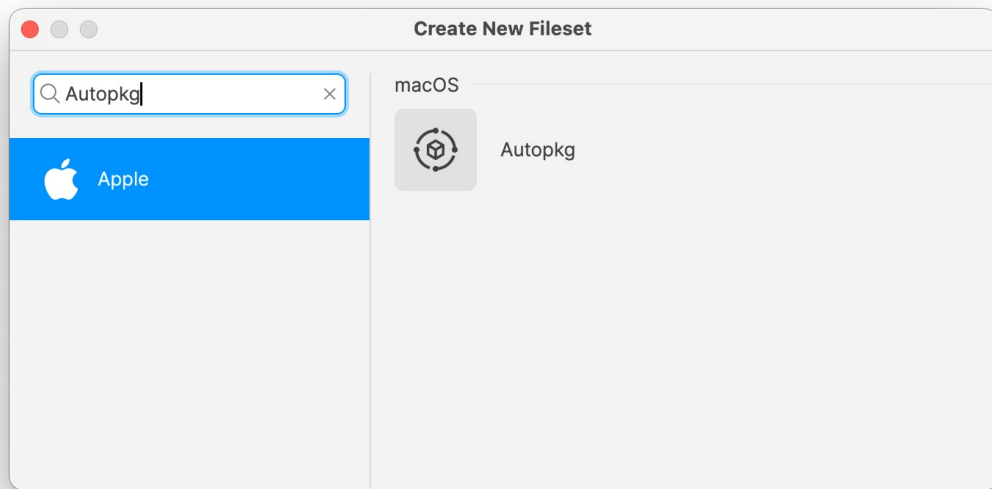
- "Last Changed" Field: This new field records the date and time when any custom or built-in field value is updated for a client or when the client reports to the inventory.
- Field Updates: The "Last Changed" field is also updated when a new custom field is associated or disassociated with the device.
- API Integration: The "Last Changed" field is visible in existing public inventory API responses, enabling more accurate data synchronization and integration.



1

Autopkg integration

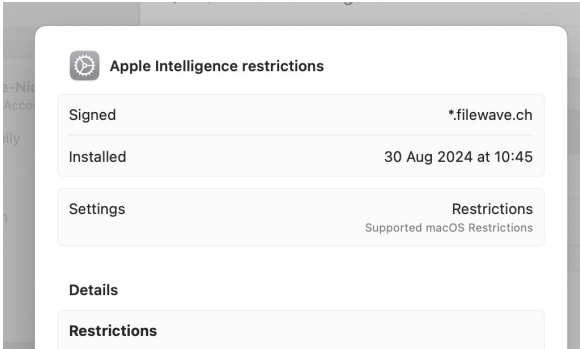
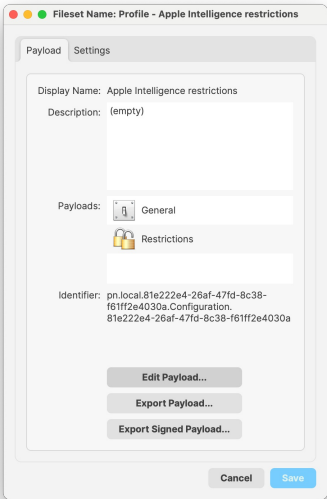
In addition to Winget support in 15.4, Autopkg, a well-known package tool in mac admin community is now supported in FileWave:



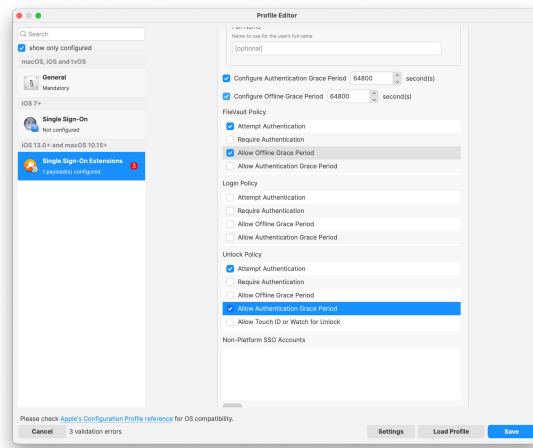
Signed Profiles: Profiles deployed using FileWave are now signed before being installed on the device. FileWave 15.5 also allows:

- modifying imported signed profiles ; in that case, existing profile signature will be removed and replaced by a new one
- exporting profiles as signed, making sure profiles can be shared without being altered

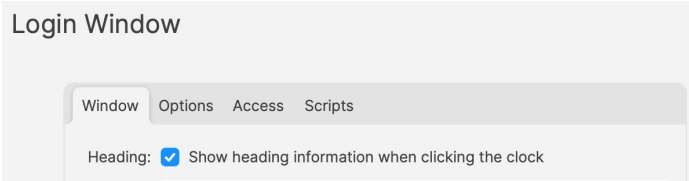
- duplicating signed profiles ; in that case, as payload UUIDS are regenerated, existing profile signature will be removed and replaced by a new one



ACME Certificate profile: ACME certificate profile can now be configured ; other payloads can reference ACME payloads the same way as SCEP payloads.

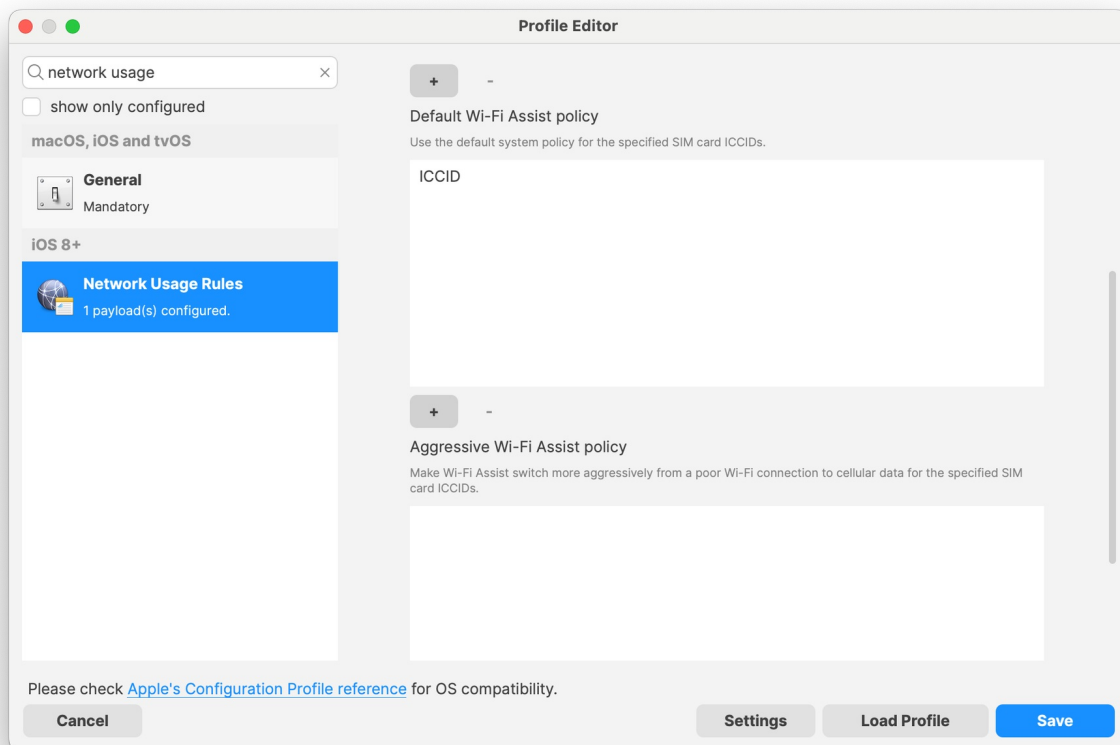


Login Window: Login Window Profile has been updated to replace a non-functional combobox with a checkbox labeled "Show heading information when clicking the clock." When checked, this option will allow the macOS login screen to display hostname, OS version, and IP address in rotation when the clock is clicked. If unchecked, the clock will have no effect. This update simplifies the user interface and aligns it with macOS behavior.



Network: Made sure WPA2 Enterprise is used for Passpoint interface.

Network Usage Rules: SIM Attributes can now be directly edited in the form.

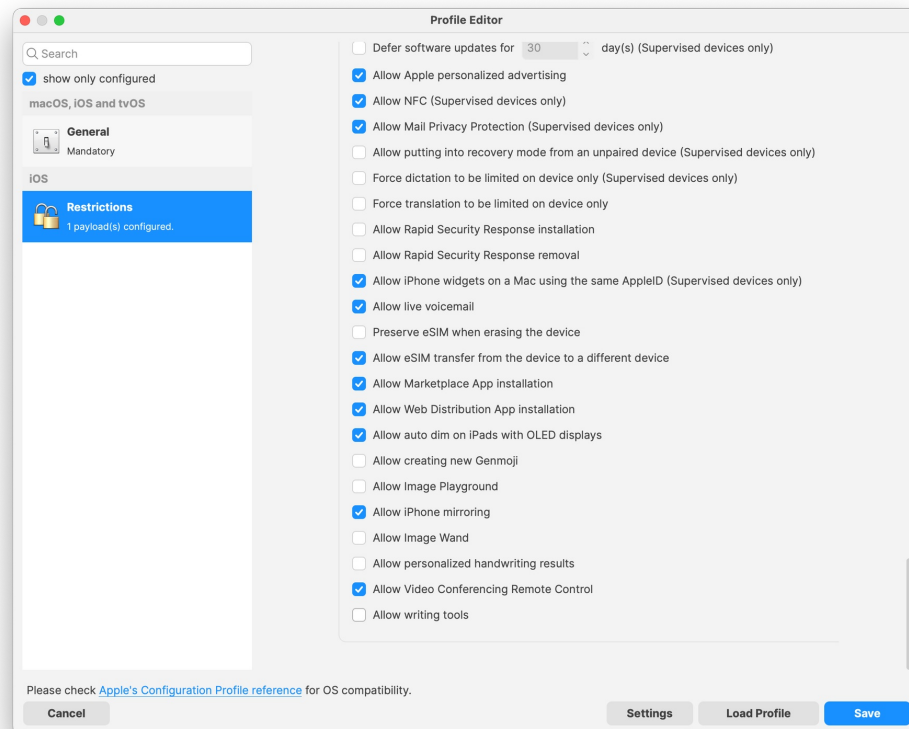


Parental Control (macOS Restrictions): Options to configure Allowed Applications based on application signature have been added.

Passcode: Minor description update related to Maximum Failed Attempt behavior

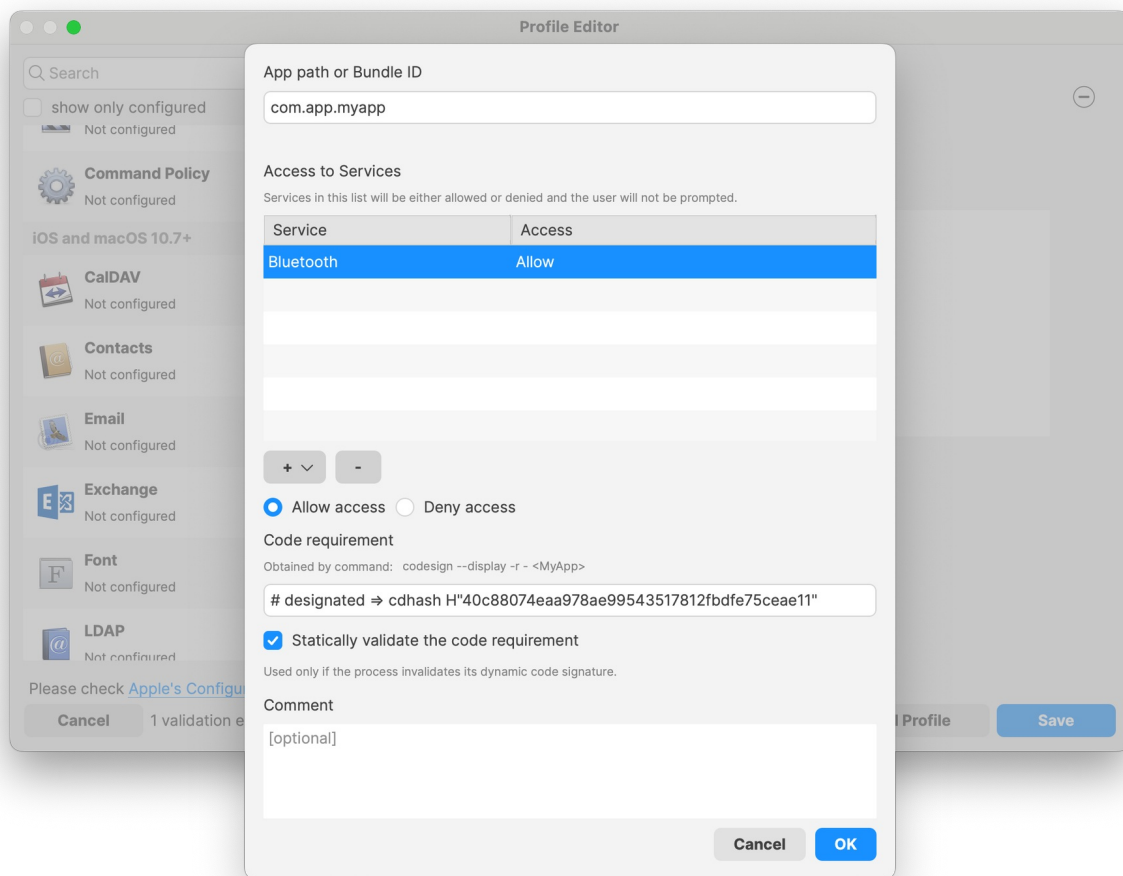
Restrictions: New options:

- control if transferring eSIM to another device is allowed
- control if auto dim is available for OLED iPads
- control if Genmoji is available
- control if Image Playground is available
- control if iPhone Mirroring is available
- control if Writing Tools are available
- control if Image Wand is available
- control if Personalized Hand Writing is available
- control if Remote control and Video Conferencing is available
- control if Apps can be hidden
- control if Apps can be locked
- control if Call recording is available
- control if RCS messaging is available
- control if Mail summary is available
- control if Media Sharing is available
- prevents user notifications for content capture technologies on managed devices



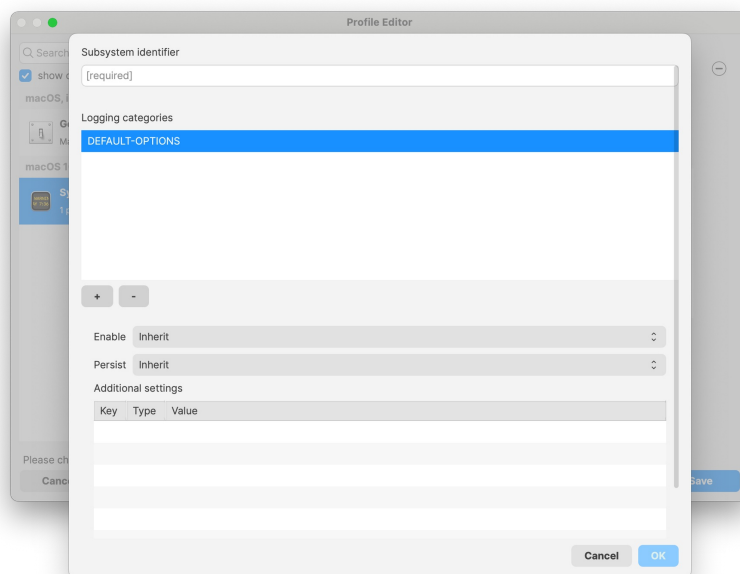
Security and Privacy: New setting to control XProtect malware upload

Security and Privacy (Privacy and Consent Control): New Bluetooth service



System Extension (macOS): New options for Non Removable from UI and Non Removable System extensions settings

System Logging (macOS): It is now possible to configure system logging options profile.

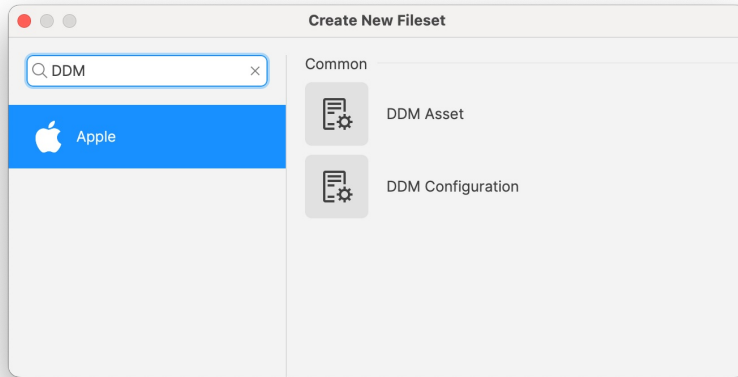


VPN: New options to configure Post-Quantum Pre-shared Key (PPK) for IKE.V2

DDM configurations: FileWave 15.5 brings Apple's new way of configuring devices, DDM configurations. While profiles are still widely used, Apple is extending DDM config every release.

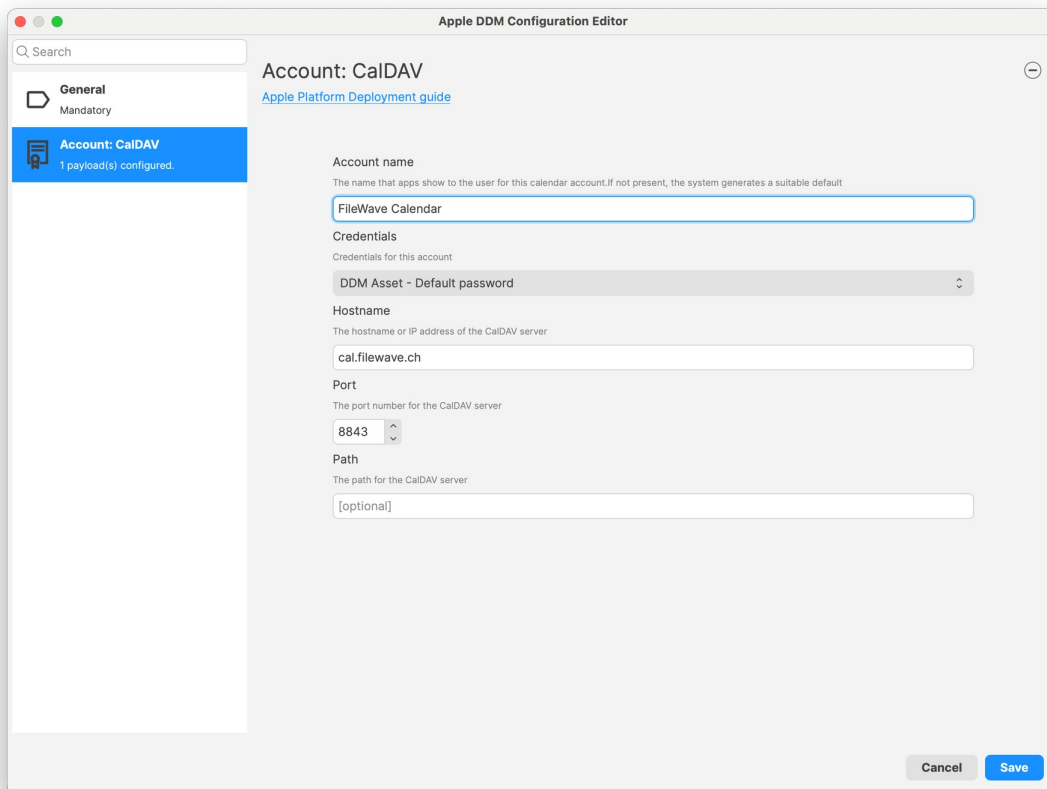
To simplify device management, parts of the configurations can be shared amongst different configurations. Typical example is

user credentials, used to authenticate to different services. The same credentials will be used by many configurations (caldav, mail...) ; instead of duplicating the settings, you can now create a unique Asset and use the asset in multiple configurations. Assets are available in the form of a new fileset (so you can organize them the way you need, grant permission....) and will be automatically handled as dependency of the configuration using the asset.

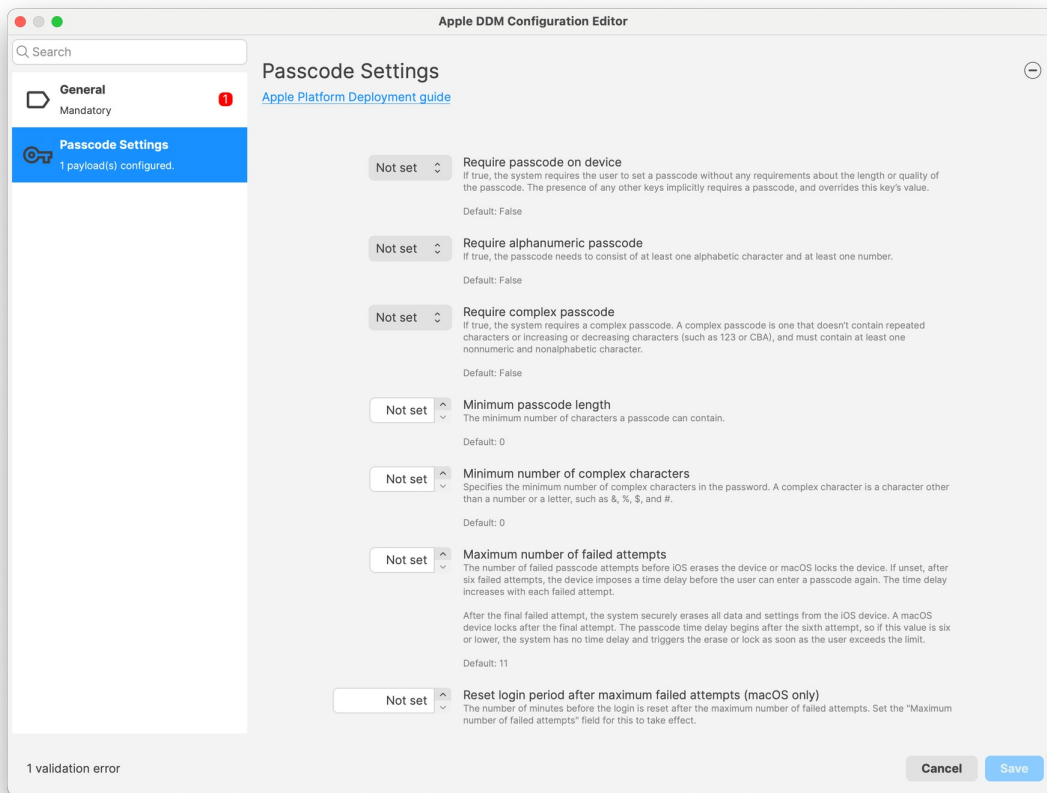


FileWave 15.5 introduces a first set of DDM configurations:

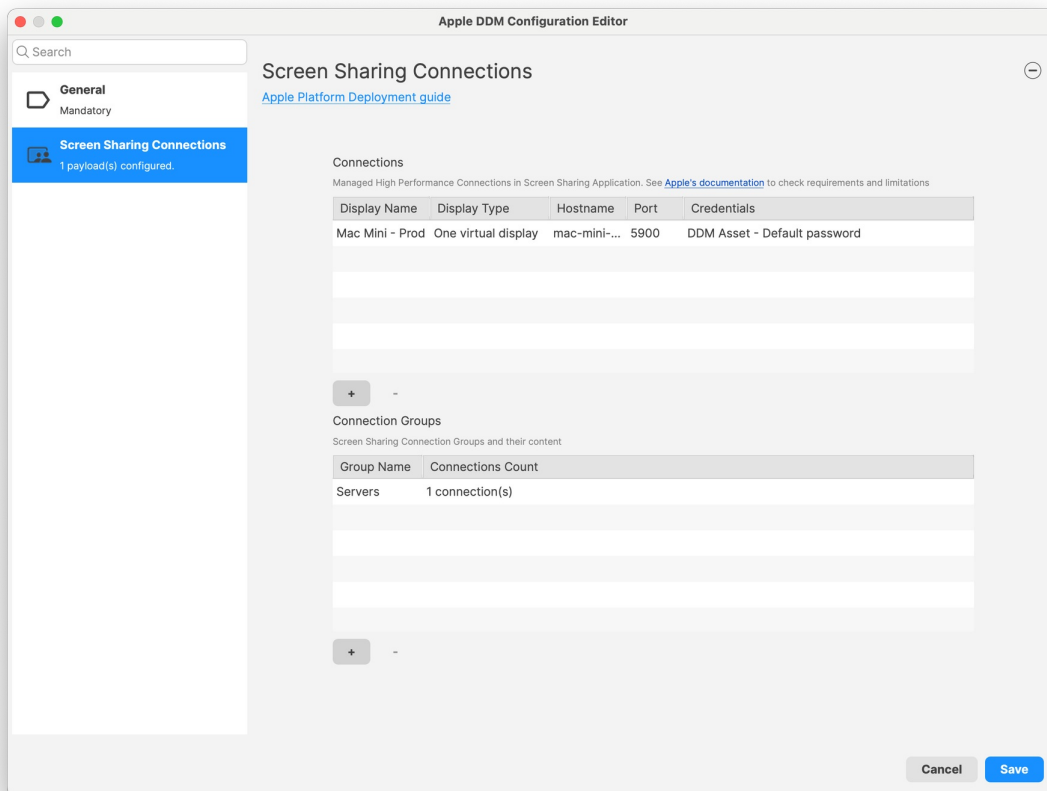
- CalDAV account



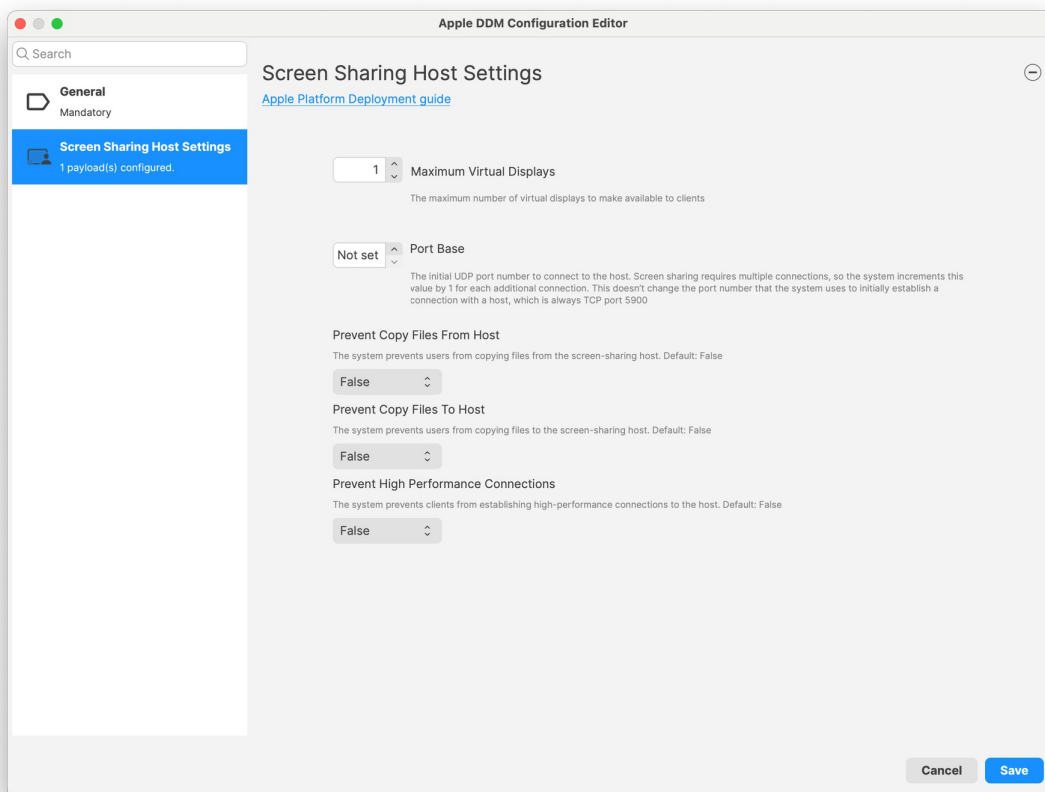
- Passcode settings



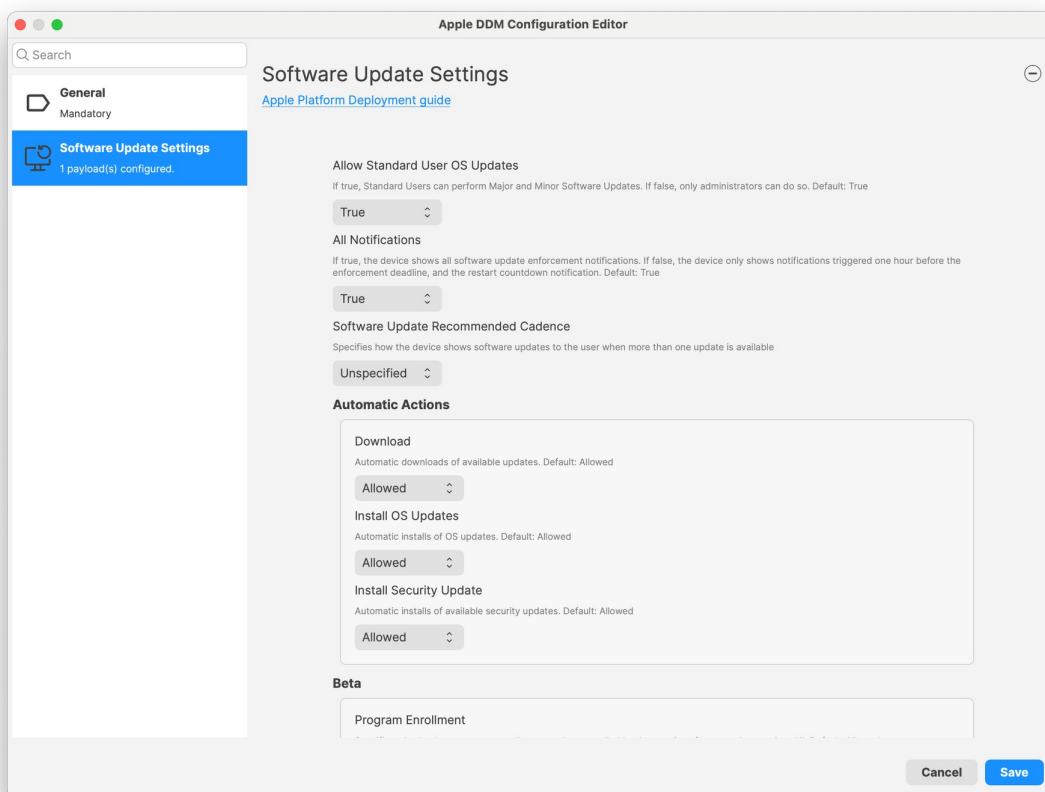
- Screen Sharing application settings (configures connections)



- Screen Sharing host options



- Software Update settings



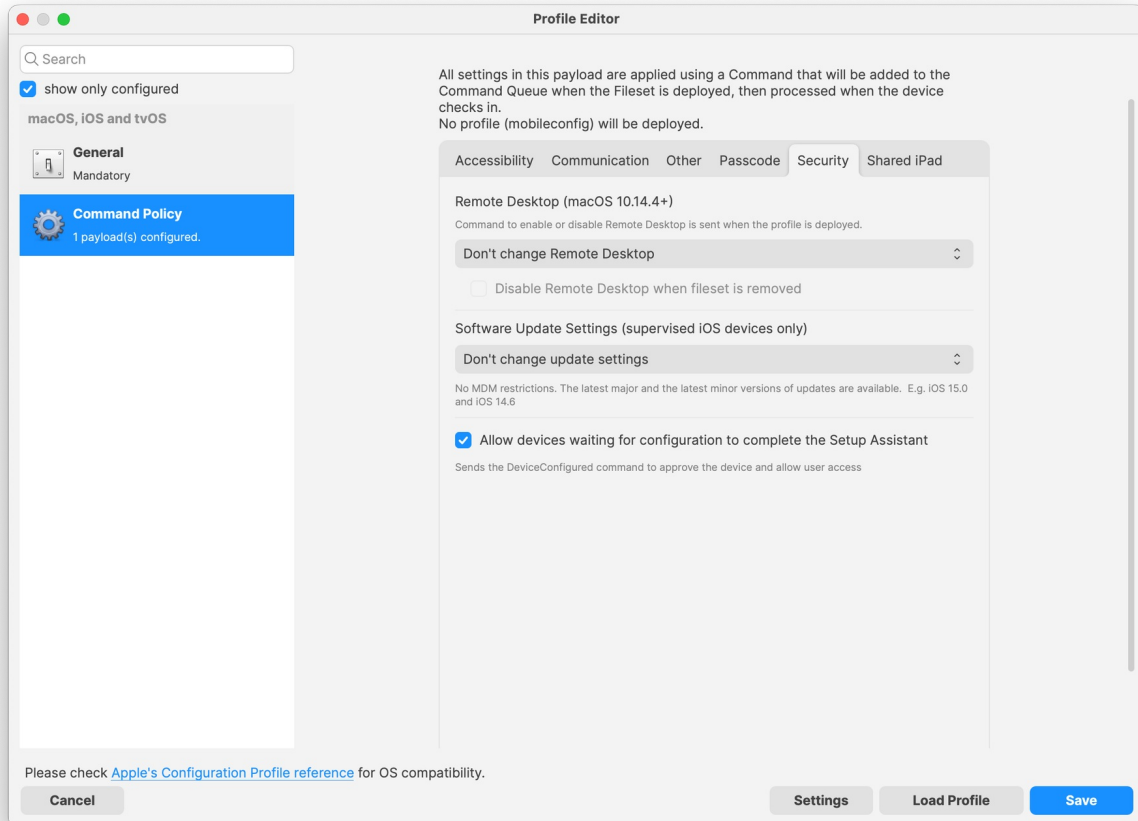
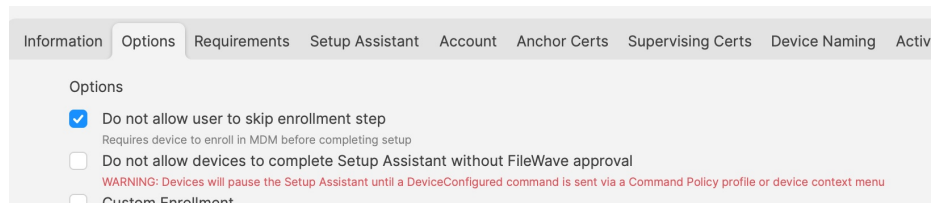
More configurations will be added in future versions.

New or modified device management options:

Admin Password management (MDM Command - macOS): Adds the ability to change the admin password from FileWave Central, for devices enrolled via Automated Device Enrollment (DEP). The admin account must have been created during enrollment using DEP profile options.

Control Await Configuration state (DEP enrolled devices): When enrolled via DEP, devices are in a specific mode where the user is not allowed to interact with the device, which will stay in this state until configuration is over. By default, FileWave releases the device as soon as possible to shorten initial setup times. FileWave 15.5 now allows controlling when the device is released:

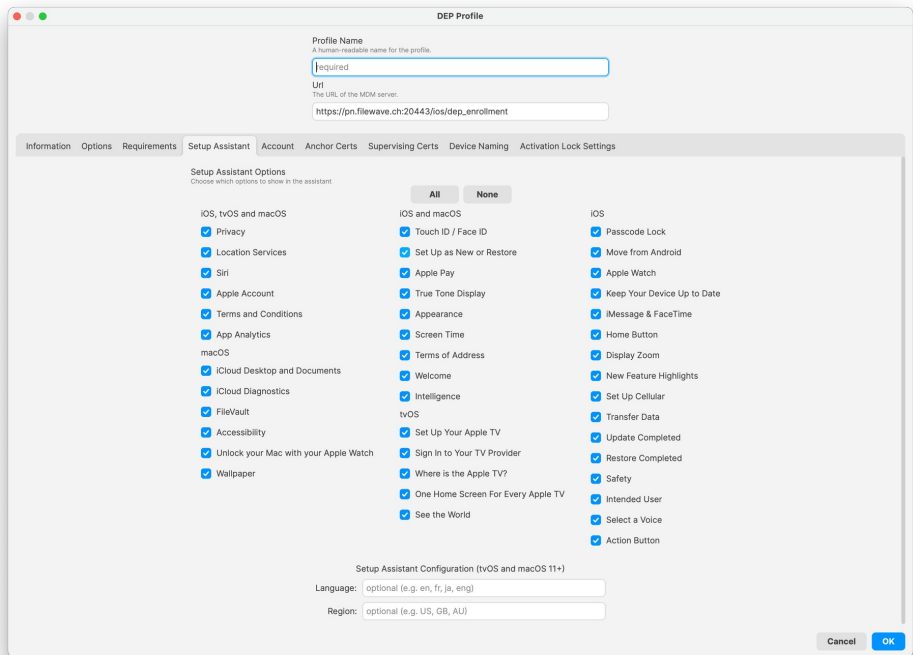
- DEP profile has a new setting to not automatically release the device from the state
- it is possible to send the Device Configured command either manually (context menu) or via Command Policy fileset.



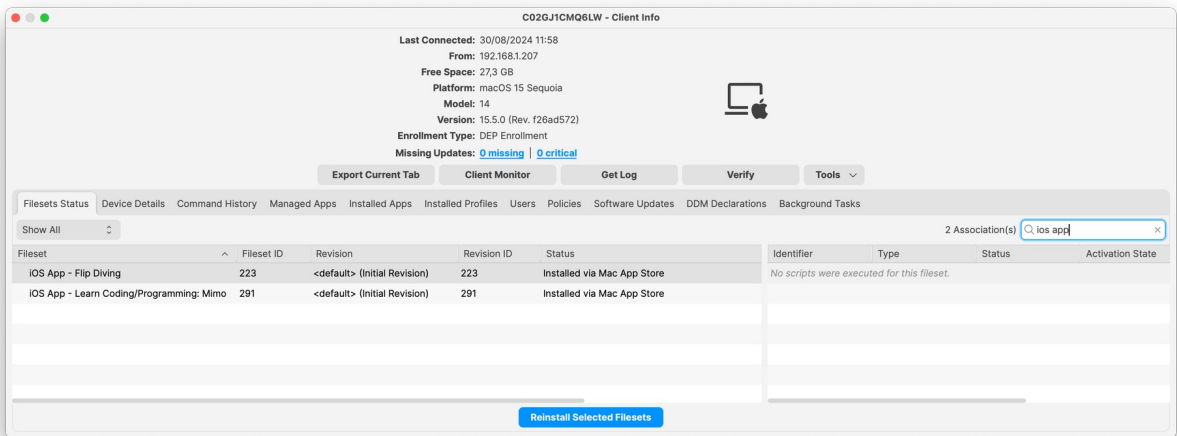
DEP skip keys: The following skip keys have been added to DEP profile (together with Setup Assistant Profile):

- Action Button
- Apple Intelligence
- Voice Selection

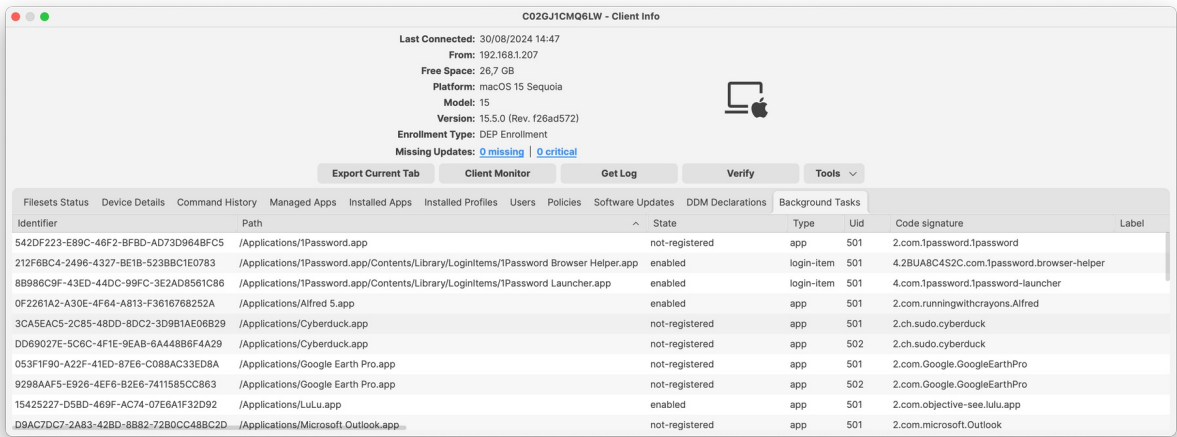




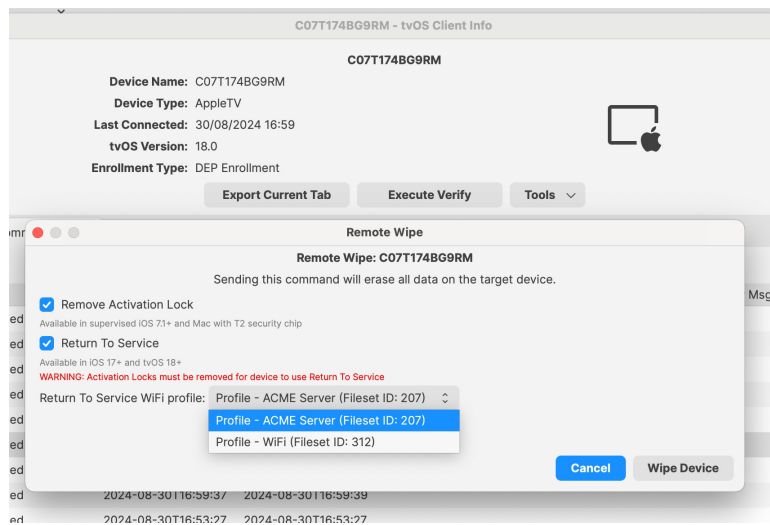
iOS application installed on Apple Silicon mac devices: iOS application filesets can now be associated to macOS devices ; if both application and device are compatible, application will be installed, as long as a license is available.



Service Background (DDM status - macOS): Background tasks based on a launch daemon are now reported in Inventory for macOS devices supporting DDM.



Return to Service (RTS) for Apple TVs: Return to Service options are now available for Apple TVs (tvOS 18+) ; this allows Wi-Fi only Apple TVs to have zero-touch wipe and re-enroll process.



Customise user access to certain apps and services using Apple School or Business Manager : FileWave is now supporting Managed Apple IDs based access on iCloud features and app access. This feature is available to both School and Business Manager:

- [Apple Business Manager Customise User Access](#)
- [Apple School Manager Customise User Access](#)

Account Driven Enrollment: For iOS/iPadOS devices, supports new BYOD workflow based on Apple [Account Driven Enrollment](#).

▼ Chromebook-Specific Changes

Chrome Extension: New version is available with 15.5 release. Extension is needed for Notifications to function properly and also contains several issues fixed. The extension should automatically update on clients.

Chrome Management in FileWave Anywhere: Verify option is now available in FileWave Anywhere for single and bulk devices action. It is also supported as a bulk action for different platforms (i.e mac and chrome). Note: “Modify Chromebook” permission is not needed to preform Verify action.

▼ Android-Specific Changes

Android Lost Mode: EMM devices which are in “Missing” device state will now use Android Lost Mode mechanism. As Android Lost mode allows the end user to exit lost mode by entering device passcode, FileWave will then report in inventory the current state and the expected state. It is also possible to “Play Lost Mode Alert” on lost devices.

▼ Windows-Specific Changes

64-bit client for Windows

FileWave relies on several opensource components - you can find exhaustive list on each download page. Keeping these components up to date is mandatory for both security reasons and for better features. Starting with version 15.5, FileWave uses now Qt 6, which is running only on 64-bit operating systems. FileWave 15.5 can’t run on Windows 32-bit edition anymore.

The change from 32-bit to 64-bit executable on Windows has an impact on how filesets are delivered:

- On a 32-bit Windows, programs are located on c:\Program Files.
- On a 64-bit Windows, 32-bit programs are located on c:\Program Files (x86)\ while 64-bit programs are on C:\Program Files\

To facilitate the transition to the 64-bit platform, Microsoft added silent, automatic redirection. When a 32-bit program tries to access c:\Program Files\, Windows automatically redirects file system calls to C:\Program Files (x86) ; this allows legacy program to work smoothly on both platforms. This redirection applies in several concepts and is documented by Microsoft in the [WOW64 \(Windows On Windows 64\)](#) page.

As FileWave Agent (fwcld) 15.4 is a 32-bit application, it is impacted by the silent redirect from Windows ; files deployed using FileWave may then be deployed in a different location. A Fileset property setting allows to control wether redirection mechanism should be disabled or not.

Starting with FileWave 15.5, filesets can be configured as 32-bit or 64-bit:

Windows 32/64-bit Mode

☐ Run as 32 Bit

☒ Disable Windows 32-Bit on Windows 64-Bit redirection

This has an impact on:

- files delivery, depending on the redirection setting
- registry modifications
- script interpreter environment. Typically, Powershell can run as 32-bit or as 64-bit

To facilitate migration:

- filesets created with FileWave 15.5 will be 64-bit by default and can be marked as 32-bit if required
- all existing filesets, created prior to 15.5, are marked as 32-bit (redirection setting is kept) and can be marked as 64-bit if required

As 64-bit applications are located in c:\Program Files instead of c:\Program Files (x86), if you have scripts calling fwcmd.exe to manage "Command Line" custom fields will need to be updated to use the new path.

Firewall Script for Client Monitor

If you use Client Monitor with Windows clients then you've deployed some version of the firewall script from the KB. With the move to 64bit Windows there is a change in location for the executable used in the firewall rule. The normal Client Update Fileset will add the new rule without you needing to do anything. [Read More...](#)

Windows Client Upgrade Fileset

We have further enhanced the Windows Client Upgrade Fileset to try to account for additional scenarios that could lead to a failed upgrade. The updates include trimming a log file that could grow to be too large and enhancements to how the scheduled task is created and executed that performs the actual upgrade.

FileWave Windows Imaging (IVS)

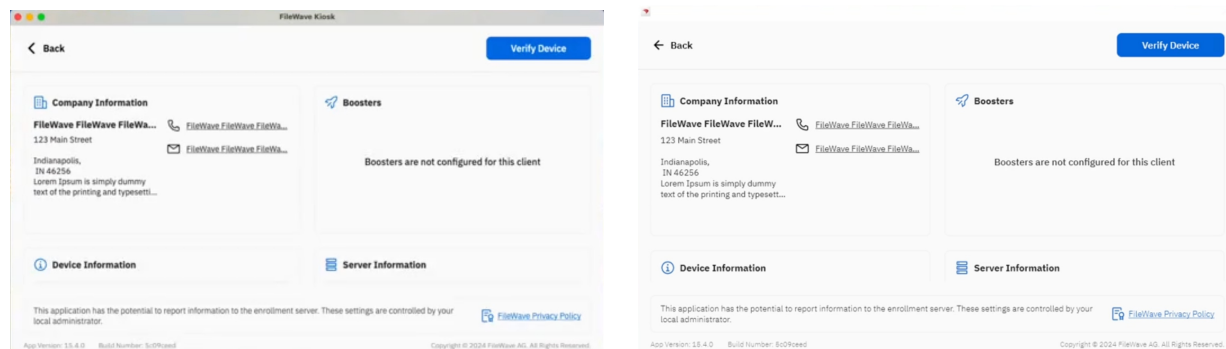
FileWave Windows Imaging solution relies on PXE Boot, which delivers a tiny Linux image containing all required components to run the imaging process. Compatibility with different hardware depends on how the tiny linux image is built - mainly which Linux kernel version and embedded packages and modules.

- The list of modules and packages embedded with IVS 15.5 has been entirely revisited and supports a much broader set of hardware.
- NFS shares on the IVS 15.5 are protected in a new way. When a device boots up to image or capture its image there is a VPN session created in order to access the NFS shares. Unauthenticated access to the NFS shares was removed. This change requires clients to be able to reach the IVS on TCP/UDP 20490 rather than the previous TCP/UDP 2049 port.

FileWave Kiosk

Company Information

With 15.4.0 - Company information are now available in Desktop versions of the Kiosk (macOS, Windows):

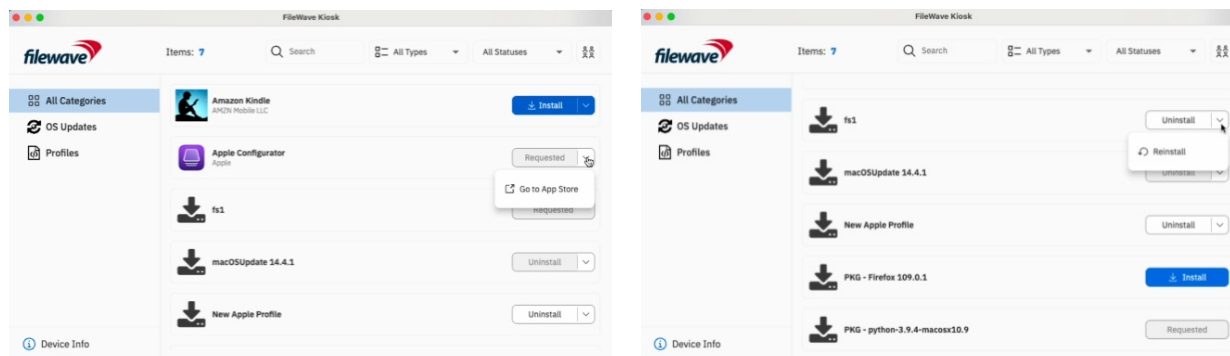


Reinstall and Go To App Store actions

Reinstall and Go To App Store actions have been added in Fileset Details and Browse Filesets views:

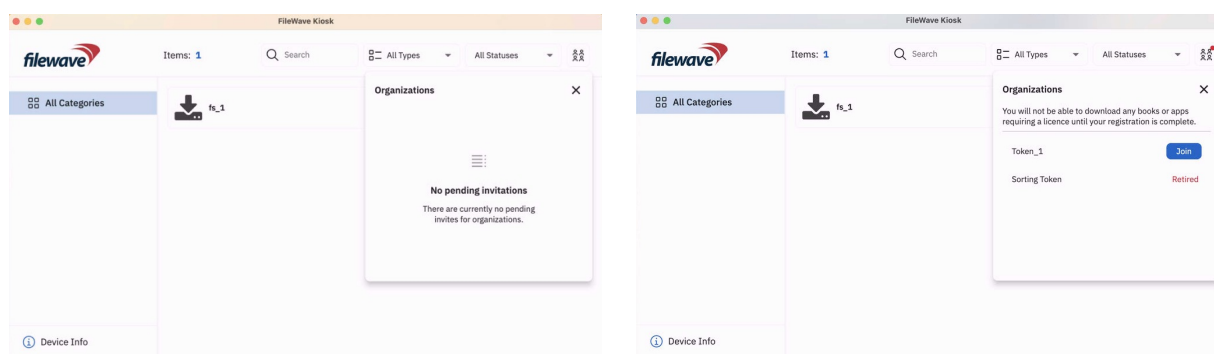
- Go To App Store button is visible for all VPP filesets.
- Reinstall button is visible for non-VPP filesets in the following scenarios:

- If the fileset is already installed.
- If the installation of the fileset failed.



New design for Join Organization modal

New organization modal is showing both active and retired VPP invites. Red indicator is shown only if the action is required (pending organization(s) to join).



▼ Deprecated Features

The following features have been deprecated from FileWave 15.5.0. They are present but will be removed in a future release:

- macOS Support: macOS 12 will be the minimum macOS supported version.
- Kiosk 1.0 for macOS/Windows - The original Kiosk is still bundled with macOS/Windows clients, but in a future version, this will be removed because [Kiosk 2.0](#), introduced in FileWave 15.3.0, will be the only Kiosk.
- Minimum version of Server for upgrades: Upgrading FileWave server to version 16.0 will require to run FileWave 14.1.5 or later.
- FileWave Central Dashboard: The Dashboard in FileWave Central will be replaced by a view of a Grafana Dashboard to not maintain 2 Dashboard systems.
- Automatically deploy to requesting clients: In 16.0 this option for OS updates will be removed in favor of using a Smart Group like All Windows or All macOS or All iOS as part of the improvements to reporting and use of OS updates in FileWave. Improved automation related to software update will be added in a future version.

We encourage you to provide product feedback if you have any concerns: [FileWave Product Management](#)

▼ Decommissioned Features

The following features have been removed from FileWave 15.5.0:

- Windows 32-bit - With FileWave 15.5, the FileWave Client, Boosters, and Admin are 64-bit only now.

The following features were removed from FileWave 15.4.0 and are worth mentioning again due to being major changes:

- CentOS - As CentOS 7 being End-Of-Life on June 30, 2024, FileWave is available and supported on Debian. New versions of FileWave won't be released on CentOS after CentOS is EOL.
- Compatibility Mode: Communication between FileWave components is encrypted and has relied on TLS certificates for several years now. Back in the day, to facilitate the transition, a Compatibility Mode was introduced, allowing clients running versions older than 13.1 to still be managed by a more recent server despite not supporting proper encryption. It is now time to drop compatibility mode to enforce secured communications. This means the minimum OS versions that can be enrolled are macOS 10.11 and Windows 7 SP1 - but it is obviously not recommended to run outdated, unsecured end-of-life Operating Systems.
- Google FCM Deprecation Support:

- Legacy Firebase Cloud Messaging (FCM) APIs are deprecated by Google.
- Enable (if are not already enabled) the following API to manage ChromeOS on FileWave:
 - Firebase Cloud Messaging API
 - Firebase Management API
 - [More...](#)

Changes and Fixes in 15.5.0

▼ Changes and Fixes in 15.5.0

Bug fixes:

- FWRD-794 Model Update is no longer required to propagate MDM host name change in settings
- FWRD-1253 Fixed an issue where iOS devices could be linked to multiple VPP users from the same organization which can break device management
- FWRD-1530 Fixed an issue where fwxserv (admin) process could crash under DOS attempt
- FWRD-1537 Fixed an issue where FileWave agent could be blocked if there is no default interpreter for given fileset script
- FWRD-1826 Improved management of firewall for debian installers
- FWRD-1981 Fixed an issue where fileset files could be deployed even if dependency fails to install
- FWRD-2047 Fixed an issue where Windows 11 build version was not properly reported in Client Monitor
- FWRD-2107 Fixed an issue where "Last Connected" field would be set for placeholders before device enrolls
- FWRD-2114 Fixed an issue where Revert Model would prevent devices from being displayed in New Client From Server.
- FWRD-2317 Fixed an issue where IVS client monitor would incorrectly show "Updates Found" even without updates
- FWRD-2443 Fixed an issue where model update number stays at 0 for IVS client
- FWRD-2608 Made sure that Custom Field scripts time out and don't block FileWave Agent reporting
- FWRD-2893 Fixed an issue where outdated internal fileset container files would not be removed
- FWRD-3359 Made sure IVS and imaged devices are using encrypted network sharing access
- FWRD-3379 Fixed an issue where BYOD for Android 12 and later would not work properly
- FWRD-3392 Fixed an issue where booster metrics in Grafana based dashboard would be incorrect
- FWRD-3404 Fixed an issue where Alert Manager configuration could be broken due to email password format
- FWRD-3410 Fixed an issue where unused images could not be deleted on IVS
- FWRD-3452 Fixed an issue where it could be possible to update model from FileWave Anywhere even if new model does not respect license limits
- FWRD-3458 Made German translations regarding dependencies clearer
- FWRD-3503 Fixed translation tags in New Image Association table in FileWave Anywhere.
- FWRD-3678 Fixed an issue where importing iOS restriction mobileconfig could be imported as tvOS restriction profile
- FWRD-3683 Fixed an issue where application size could be incorrect for Windows devices for very large applications
- FWRD-3835 Fixed an issue where Login Window profile could allow and deny access to the same user or group
- FWRD-3843 Made sure only one "New License" dialog could be opened at once
- FWRD-3846 Fixed an issue related to Authentication options for VPN profile in FileWave Central
- FWRD-3887 "Completed" status in piechart in the Software Updates table now shows correct percentage in FileWave Anywhere.
- FWRD-3951 Fixed an issue where user per-connection password would not be properly saved in WiFi profile in FileWave Central
- FWRD-3955 Made sure that restriction profiles can be designed for only one platform to avoid conflicts
- FWRD-3970 Fixed an issue where Classroom association list would not be refreshed after deleting a Cart
- FWRD-3990 Fixed an issue where Boosters could be included in "All Mobile" inventory default query
- FWRD-3993 Fixed an issue where "Show Locked Items" window could incorrectly be made visible when closing Preferences
- FWRD-4004 Fixed an issue where duplicated clients could incorrectly be reported in inventory query
- FWRD-4053 Fixed reinstallation if the payload has multiple revisions in FileWave Anywhere.
- FWRD-4411 Made sure support uploader tool uses Zip64 for larger support data
- FWRD-4458 Fixed an issue where incorrect certificate could be used in SSO profile
- FWRD-12298 Refactoring caused by upgrading in FileWave Anywhere.
- FWRD-12339 Fixed issue with showing many popup windows when retrieving Geo Location Data.
- FWRD-12411 Fixed issue regarding Error column in Software Updates view not showing any information.
- FWRD-12526 Fixed security issues.
- FWRD-12558 Fixed an issue where log rotation would not work properly for NATS logs
- FWRD-12631 Fixed issue related to revert model notification in FileWave Anywhere.
- FWRD-12641 Fixed an issue where it would be possible to upload a new fileset while there is no disk space left on the server
- FWRD-12645 Fixed an issue where a FATAL error message could be displayed during installation on Debian due too early access to the Database Server
- FWRD-12703 Fixed issue with back button when using FileWave Anywhere through Safari browser on iPads.
- FWRD-12785 [CI] Inject Chromebooks/keys/InventoryExtension.pem and remove from the repo
- FWRD-12820 Fixed cross-site scripting security vulnerabilities in Kiosk Description.
- FWRD-12839 Spawned MDM SU fileset has correct name in FileWave Anywhere.
- FWRD-12851 Fixed a cosmetic issue related to how errors are displayed in Google Dedicated Device policy editor
- FWRD-12879 Fixed an issue where Universal Applications would not be listed in Application chooser (for Autonomous Single App Mode for instance)
- FWRD-12882 iOS Restriction profile created in FileWave Central which is duplicated now can be opened in FileWave Anywhere.
- FWRD-12894 Fixed an issue where Per-App profiles would be incorrectly duplicated
- FWRD-12942 Added data test id that was missing.
- FWRD-12966 Fixed an issue where creating iOS restriction profile could contain tvOS specific keys
- FWRD-12994 Fixed an issue with restrictions - it is not possible to add Restrictions payloads for multiple platforms in one profile in FileWave Anywhere.

- FWRD-13048 Fixed incorrect Upgrade Fileset Kiosk title
- FWRD-13061 Fixed cosmetic styling issue with Audit History dialog
- FWRD-13106 Fixed a cosmetic issue where Energy Saver profile label for "Wake for network access" would still be labeled "Wake On LAN"
- FWRD-13118 Improved check_db_errors error report
- FWRD-13139 Fixed an issue with being able to navigate behind the modal using tab key in FileWave Anywhere.
- FWRD-13164 Fixed an issue where broken Windows Update Service could prevent FileWave agent from running properly
- FWRD-13181 Fixed wrong title bar color of the verify confirmation dialog in dark mode
- FWRD-13215 Fixed an issue where devices removed from the model would not be properly removed from inventory
- FWRD-13216 Fixed an issue where server would try to connect to NATS notification server too early, producing errors in log
- FWRD-13217 Fixed a cosmetic issue where winget description would not be properly aligned in FileWave Central
- FWRD-13246 Fixed issue with Kiosk tray icon behavior when Client is without network connection.
- FWRD-13257 Fixed issue with creating TeamViewer sessions.
- FWRD-13267 Made FileWave Central and Anywhere error message when server disk is full consistent
- FWRD-13302 Fixed an issue where an error message related to internal communication system could be displayed right after login on Anywhere on slow network
- FWRD-13308 Fixed an issue related to legacy VPP code assistant
- FWRD-13335 Fixed issue with colors of split button in Desktop Kiosks.
- FWRD-13350 Fixed an issue where query based on is null / is not null for integer field would fail
- FWRD-13384 Fixed an issue where Calendar picker would not properly show invalid dates
- FWRD-13393 Fixed an issue where imaging-control networksetup static would not work
- FWRD-13543 Fixed Summary table crash when sorting Deployments by name in FileWave Anywhere.
- FWRD-13572 Fixed error in analytics related to Kiosk categories.
- FWRD-13573 Made Upgrade fileset kiosk title consistent between macOS and Windows
- FWRD-13575 Fixed an issue where resizing Central Admin would behave incorrectly when Association tab is made current
- FWRD-13597 Fixed an issue where IVS appliances could have the same internal identifier, causing enrollment issues
- FWRD-13613 Replaced Warning icon with Information icon for filesets with dependencies in Kiosk.
- FWRD-13639 Fixed issue with opening other Flutter application when starting FileWaveKiosk.exe
- FWRD-13677 Fixed an issue where pending auto-enrolled clients could not be automatically enrolled after server restart
- FWRD-13690 Fixed an issue where imaging-control increase harddrive would not work properly
- FWRD-13759 Made sure that model update can't be started if internal notification system is not properly functioning to avoid cases where Central admin is blocked
- FWRD-13782 Added support for Self-Signed Certificate in Desktop Kiosks.
- FWRD-13819 Fixed an issue where check_duplicate helper could report duplicated entries for devices having the same Device Name but not real duplicates
- FWRD-13832 Fixed an issue where script execution status would be missing if status id would be higher than maximum int 32b value
- FWRD-13897 Fixed an issue where Policy Editor icons would not be properly rendered in Light Mode
- FWRD-13901 Fixed an issue where opening booster monitor from FileWave Central could crash admin console
- FWRD-13938 Windows Upgrade Fileset does not have server requirements
- FWRD-13972 Fixed an issue where management command used to update DEP profiles with new server certificate would not be able to properly replace certificate
- FWRD-13994 Fixed an issue which could cause unnecessary network reconnection for cloud hosted instances
- FWRD-14105 Fixed a high memory usage from FileWave Central related to icons in list views

Fixes in 15.4.3:

- FWRD-13934 Fixed a potential issue where Windows Upgrade Fileset may not work properly on non-English environment
- FWRD-13903 Fixed a potential issue where FileWave agent could contact MDM server before having received all required information from fwxsrvr, leading to application uninstallation due to missing license
- FWRD-13836 Fixed an issue where multiple changes related to DEP devices could be processed out of order when synchronizing with Apple, leading to profile duplication

Included Open Source Software

[Click here for the extensive list of Open Source Software included in the FileWave products.](#)

Upgrading Your Environment

▼ macOS Downloads



[macOS Upgrade Fileset](#) (md5: 3248583970caad8e85871081533ee198)

[macOS Admin](#) (md5: fa07a9b2d5bd80557727f423e30f90b4)

[macOS Booster](#) (md5: 81ffaa06de0662ff4b6eccf6ab58020f)

[macOS Server](#) (md5: c0f1f77856b34752e8bf956d076c5e4b)

Remember that to upgrade macOS FileWave clients you should use the Upgrade Fileset. Never deploy the macOS Client installer from <https://custom.filewave.com> to an existing device. It is intended for new installs.

▼ Windows Downloads



[Windows Upgrade Fileset](#) (md5: 6b8be5bb4aa7b49e620e436b0e34b90d)

[Windows Admin](#) (md5: 0888f119ead03619ebbba7f4622dd503)

[Windows Booster](#) (md5: d5ab85c6991b7929e6fc2e1690b91751)

Remember that to upgrade Windows FileWave clients you should use the Upgrade Fileset. Never deploy the Windows Client installer from <https://custom.filewave.com> to an existing device. It is intended for new installs.

▼ iOS Downloads



Kiosk on iOS / iPadOS is now automatically installed from a CDN. ([Read More](#))

▼ Chrome Extension



The FileWave Inventory extension for Chromebook has to be installed via the Google Admin Console for your domain. Please see [Quickstart Guide for Chromebooks](#) for detailed instructions

▼ Debian Linux Downloads



debian

[Debian Linux Server](#) (md5: 3b10d63df0d7c9592502c60b398e5458)

[Debian Linux Booster](#) (md5: 512302baf6d352afdceca6ac264e4bf3)

[Debian Linux IVS: FileWave Admin](#) (md5: 3e9a566f885a02b2f00516589c9f7cd2)

[Debian Linux IVS: FileWave Imaging Client](#) (md5: 3933b6b2306a8147d854d8eee4cf713b)

[Debian Linux IVS: IVS Kernel](#) (md5: 75e0d74a28d1bf7b2ea6372d9e0170f0)

[Debian Linux IVS: FileWave IVS](#) (md5: e079ab71c4ef957386fec878eb9a09a0)

For any of the below upgrades you would want to console or SSH to your Server/Booster/IVS and then run the command listed to upgrade the relevant component.

If you are using a FileWave appliance that before 15.4.0 the SSH access was with the user "root" and for any appliance setup from 15.4.0 or later the user is "fwadmin" and you would have been forced to [set the password on first login](#).

Upgrading the FileWave Server
To install or upgrade the FileWave Server, use the following :

```
wget -q0- https://kb.filewave.com/attachments/411 | sudo bash -s -- -v 15.5.0 -r 1 -p -y
```

Upgrading a Booster

To install or upgrade the FileWave Booster, use the following or [Booster Auto-Upgrade](#) :

```
wget -q0- https://kb.filewave.com/attachments/412 | sudo bash -s -- -v 15.5.0 -r 1 -p -y
```

Upgrading a IVS

To upgrade the FileWave IVS, use the following:

```
wget -q0- https://kb.filewave.com/attachments/408 | sudo bash -s -- -v 15.5.0 -r 1 -p -y
```

▼ Virtual Appliance Downloads



OVA Images

These three images are OVA images suitable for VMWare or other systems that use OVAs:

[VMware and VirtualBox \(OVA\) Server Appliance](#) (md5: 04ca58d741d4943b5c1eaa61dee3bd9b)

[VMware and VirtualBox \(OVA\) Booster Appliance](#) (md5: a60eed781b80c56755040f4d4ea1ae7d)

[VMware and VirtualBox \(OVA\) Imaging Appliance](#) (md5: fcc38d772cdf1e862ccf089a05be6d35)



HyperV Images

These three images are Hyper-V images suitable for Microsoft Hyper-V (Gen 1):

[Hyper-V \(VHD\) Server Appliance](#) (md5: 832be21c369d082e75c2852d7449afb3)

[Hyper-V \(VHD\) Booster Appliance](#) (md5: bf93cd727614a28b9cb926abd79158fa)

[Hyper-V \(VHD\) Imaging Appliance](#) (md5: a0d2541405914c84e5b38b82771b7773)

These three images are Hyper-V images suitable for Microsoft Hyper-V (Gen 2):

[Hyper-V \(VHD\) Server Appliance](#) (md5: a59de4edb35a65505d8383ab6d4c1ca8)

[Hyper-V \(VHD\) Booster Appliance](#) (md5: c3f4e46d59e04b514c2829fee7255dc9)

[Hyper-V \(VHD\) Imaging Appliance](#) (md5: 0c34d4051526594c86ec38aee47347e6)

To get started with the FileWave Server appliance please see: [1. Installation and Setup | FileWave KB](#)

🔔 For a Booster you would setup networking just like you do with Server and then: [Booster Installation | FileWave KB](#)

For more information about importing the IVS appliance please see: [Importing FileWave Appliances](#)



🔔 CentOS is EOL. You must [Migrating your On-Premise FileWave Server to new Hardware](#) to get to FileWave on Debian or consider our [Cloud Hosting Product](#).

Unconfigured Client Installers

▼ macOS and Windows

🔔 Please note that the below is only to be used when Support has identified that they are needed to fix an issue. Normally these Client packages are not used. Pushing the PKG or MSI below from FileWave can break a client.

[macOS Client](#) (md5: a20567dc69e94394f3a9d17f513c7b92)

[Windows Client](#) (md5: 037884b744e435348d55fe39fc45410f)

🕒Revision #114

★Created 28 May 2024 20:19:30 by Josh Levitsky

✎Updated 19 February 2025 16:48:08 by Josh Levitsky