

# Admin Login in Using an IdP Provider

## What

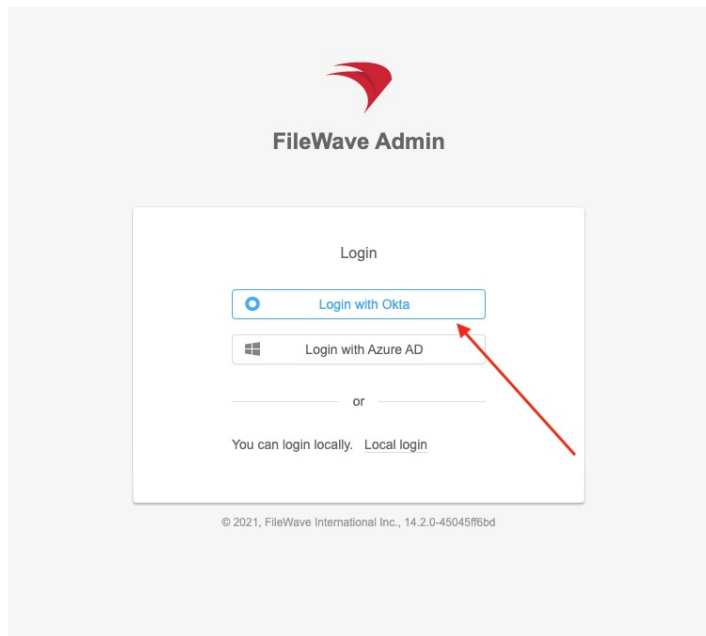
You'll notice some new options now for login once an IdP provider is specified.

## When/Why


We'll want to use these new options whenever we want to login using IdP credentials.

## How





In both the Anywhere and Central admins, you just have to click a button to login in the alternate manner:



Connect to Server



14.2.0

FileWave Server    


Address:

Port:



Administrator

Name:

Password:



And, in both cases, you'll be prompted for the IDP's login information



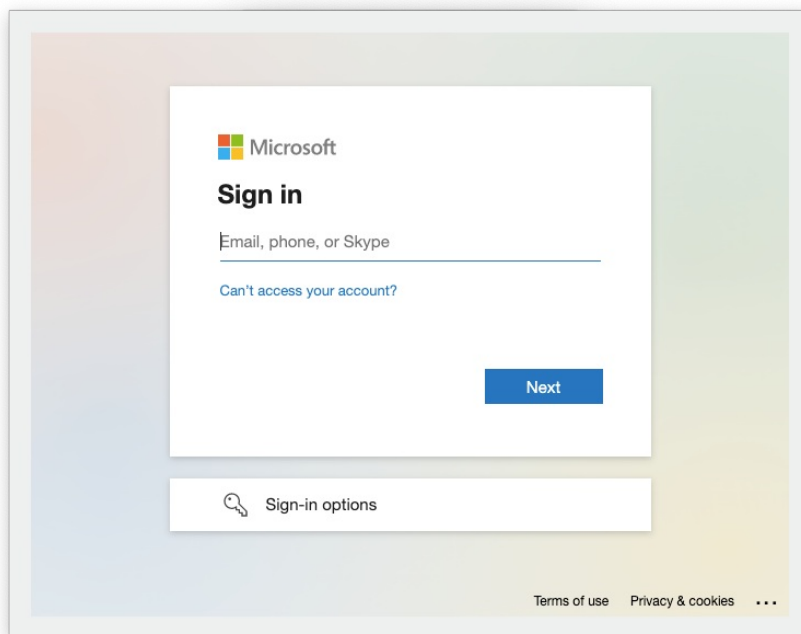
Filewave - Windows TEAM

Username

Password

☐ Remember me

[Need help signing in?](#)



Logging in and out with an IdP isn't the same in the web admin as a "local" account. If you have other sessions open with your IdP credentials, you'll find that you authenticate straight through. And, "logout" of the FileWave Admin does not log you out of other IdP related web sessions.

## Related Content

- [IdP Setup: Google](#)
- [IdP Setup: Azure AD](#)
- [IdP Setup: Okta](#)
- [Configuring DEP Profiles for IDP Authentication](#)
- [Adding IdP Groups for FileWave Authentication](#)

🔄Revision #7

★Created 21 June 2023 20:19:30 by Josh Levitsky

✎Updated 15 October 2024 18:24:53 by Josh Levitsky