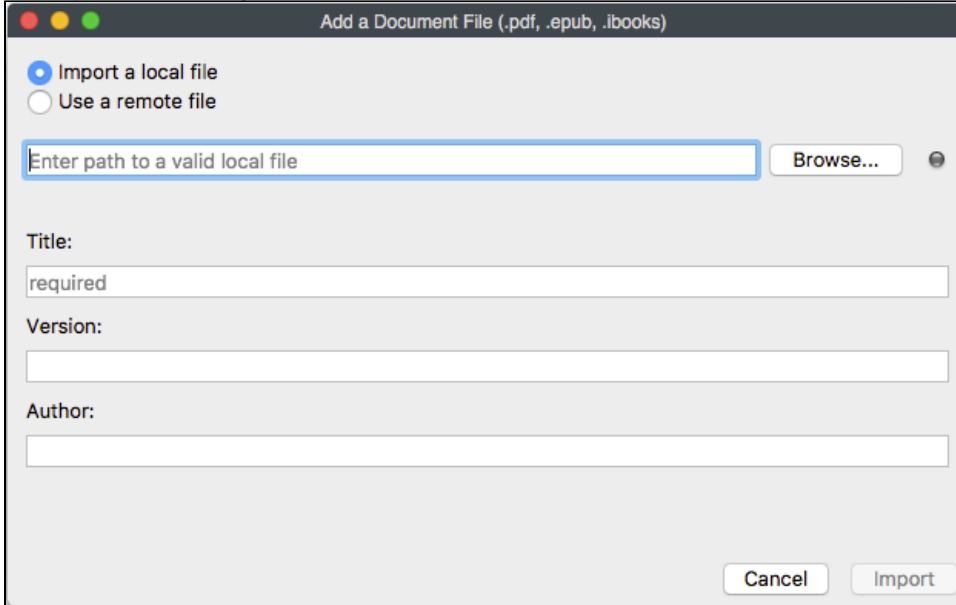


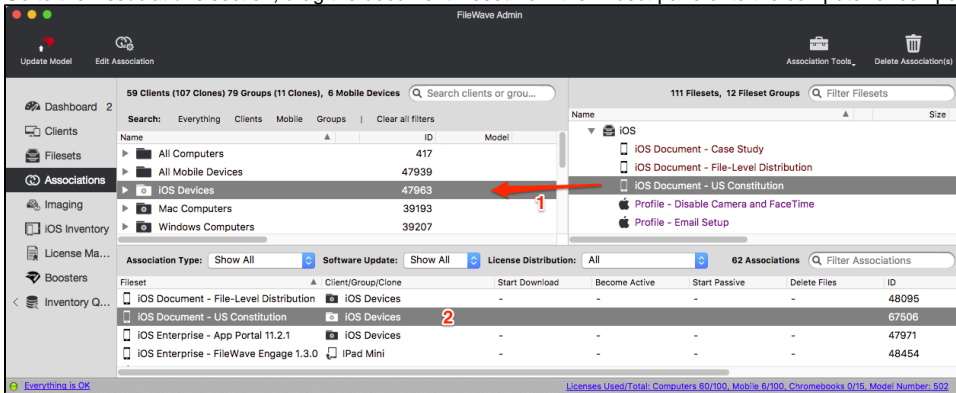
-7. Document Distribution

The *Document* mobile fileset type lets you deploy documents directly to iBooks on managed iOS devices. This fileset type accepts PDF, ePub, and iBooks formatted items. They are delivered to the iBooks library as a managed document, which means they can also be revoked at a later time by removing the association used to deploy them. Note that iBooks formatted .ibooks files created with iBooks Author can only be deployed to iPads and not iPhones.

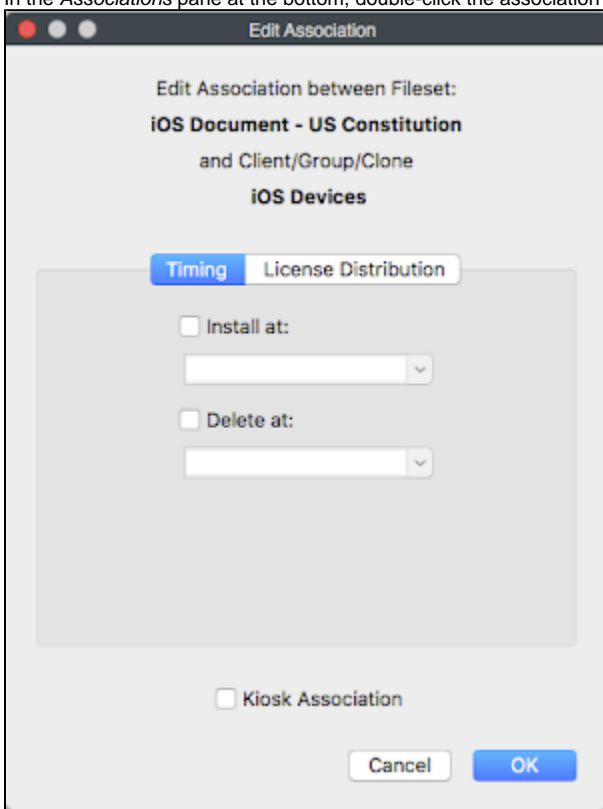
1. In the *Filesets* section of the FileWave Admin console, click *New Mobile Fileset* in the toolbar, and pick *Document (iOS 8+)*.
2. Choose *Import a local file*, click *Browse*, and select the PDF, ePub, or iBooks file.
3. Enter a *Title* and optionally a *Version* and *Author*.
4. Click *Import* to finish adding the document file.



5. Go to the *Associations* section, drag the document fileset from the *Fileset* pane onto the computer or computer group in the *Clients* pane.



6. In the *Associations* pane at the bottom, double-click the association if you want to set the timing or enable Kiosk mode for the association.



Your deployed document should appear in *My Books > All Books* in the iBooks mobile app on iOS devices.